

# 2023 Flooring Replacement Phase 2

## Borden Elementary & Jr./Sr. High School



Borden Henryville School Corporation  
303 West Street  
Borden, Indiana 47106

### BOARD OF SCHOOL TRUSTEES

President MYRA POWELL	Vice President KEVIN PUCKETT
Secretary BRIAN GUERNSEY	Member RICHARD BELCHER
Member TERRY ROUDENBUSH	Attorney EARL MULLINS

### ADMINISTRATION

Superintendent  
JOHNNY BUDD

JR./SR. High School Principal  
CHARLES GARDNER

JR./SR. High School Assistant Principal  
TOBY CHEATHAM

Elementary School Principal  
SAMANTHA HURST

Director of Operations  
LARRY MIKEL

### DRAWING INDEX

#### TITLE SHEET

#### DEMOLITION DRAWINGS

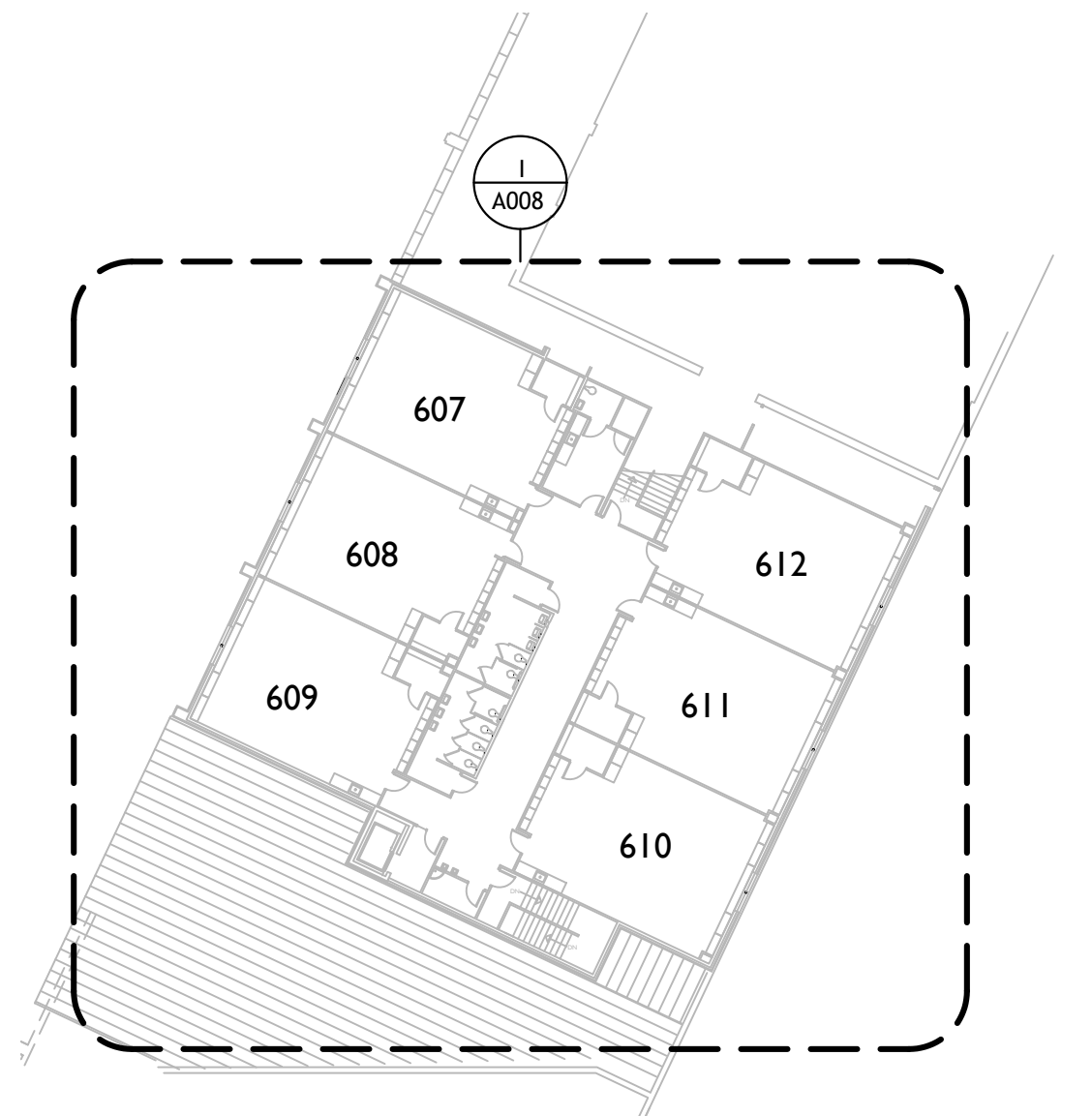
A-000	OVERALL DEMOLITION PLANS
A-001	"AREA A" LEVEL 1 DEMOLITION PLAN
A-002	PARTIAL "AREA A" LEVEL 2
A-003	"AREA B" LEVEL 2 DEMOLITION PLAN
A-004	"AREA C" LEVEL 2 DEMOLITION PLAN
A-005	"AREA A" LEVEL 3 DEMOLITION PLAN
A-006	"AREA B" LEVEL 3 DEMOLITION PLAN
A-007	"AREA C" LEVEL 3 DEMOLITION PLAN
A-008	"AREA B" LEVEL 4 DEMOLITION PLAN

#### INTERIOR DRAWINGS

I-100	OVERALL FINISH PLANS
I-101	"AREA A" LEVEL 1 FINISH PLAN
I-102	PARTIAL "AREA A" LEVEL 2 FINISH PLAN
I-103	"AREA B" LEVEL 2 FINISH PLAN
I-104	"AREA C" LEVEL 2 FINISH PLAN
I-105	"AREA A" LEVEL 3 FINISH PLAN
I-106	"AREA B" LEVEL 3 FINISH PLAN
I-107	"AREA C" LEVEL 3 FINISH PLAN
I-108	"AREA B" LEVEL 4 FINISH PLAN

**TowerPinkster** **SHIREMAN**  
Architecture · Engineering · Interiors  
CONSTRUCTION  
Construction Manager





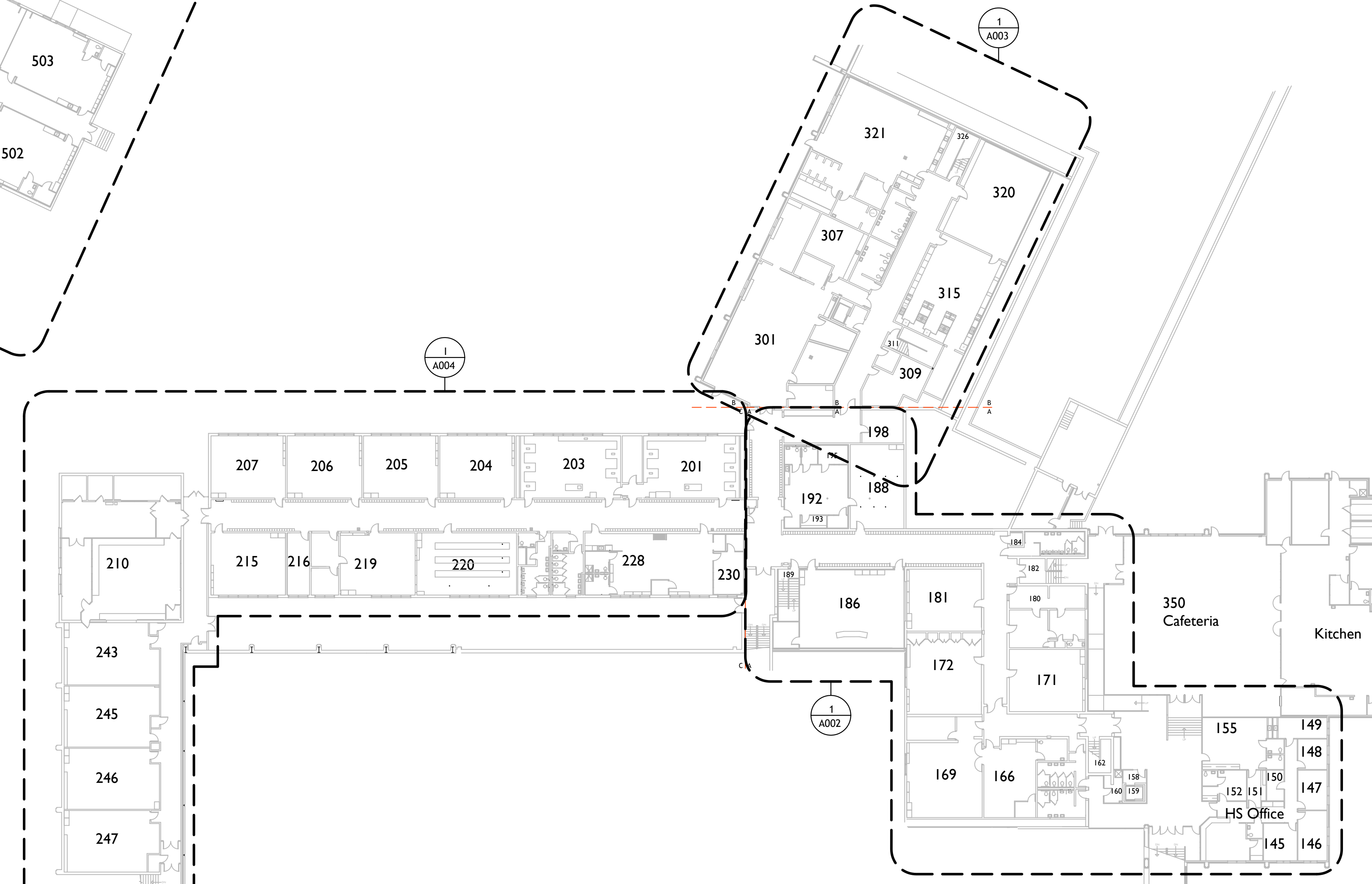
Overall Level 4 Demolition Plan

full size plot scale: 1/32" = 1'-0"



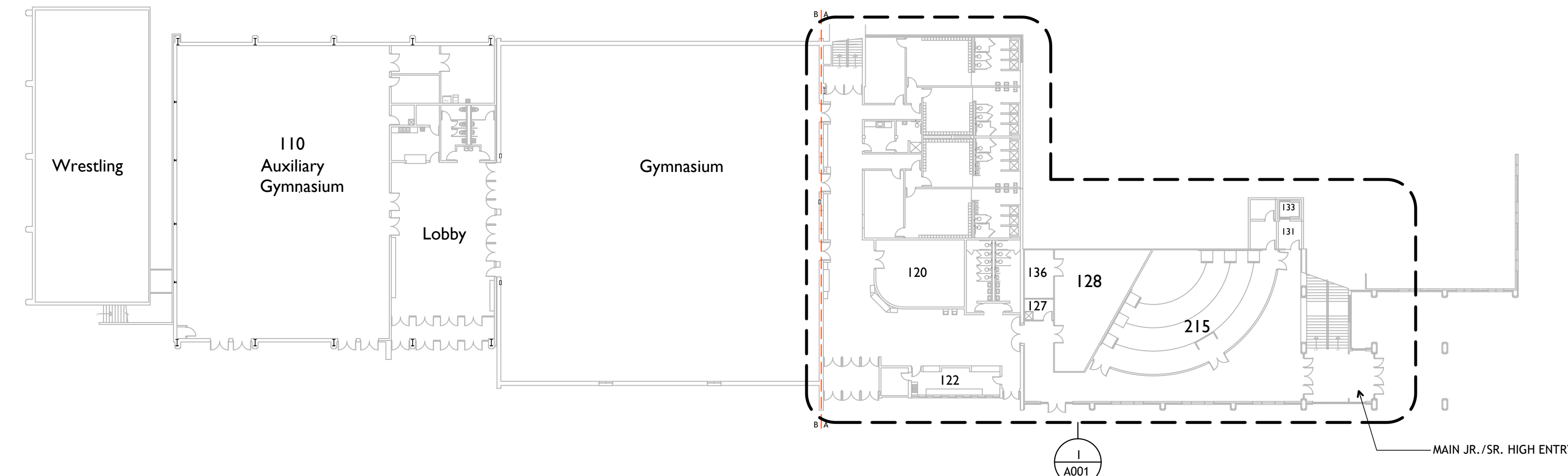
Overall Level 3 Demolition Plan

full size plot scale: 1/32" = 1'-0"



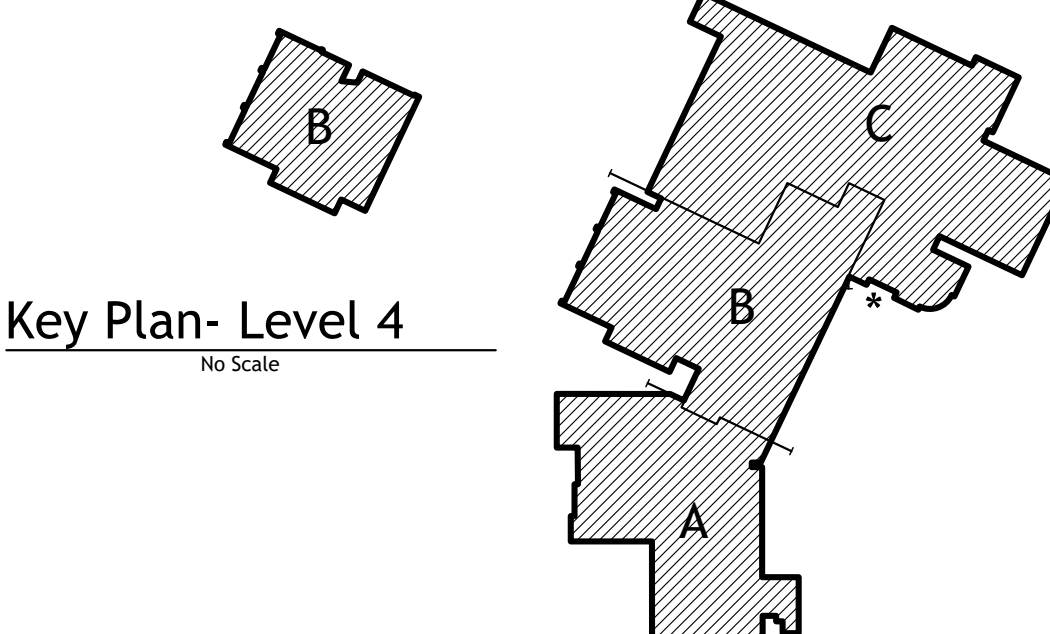
Overall Level 2 Demolition Plan

full size plot scale: 1/32" = 1'-0"



Overall Level 1 Demolition Plan

full size plot scale: 1/32" = 1'-0"

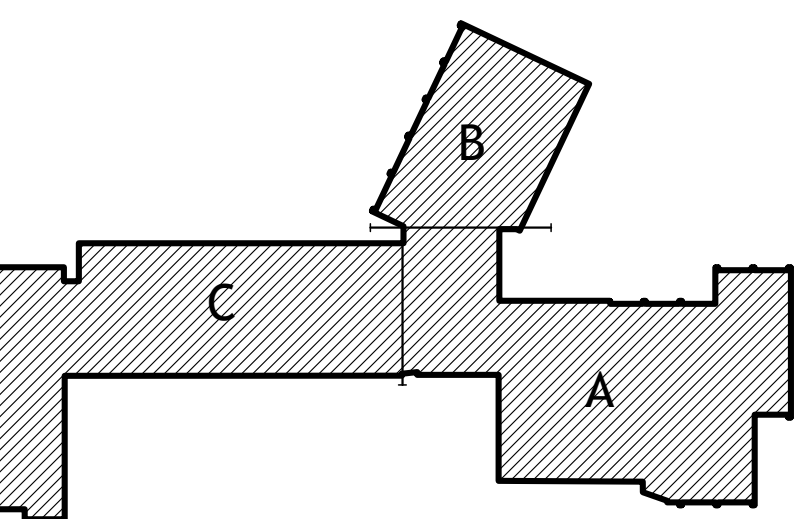


Key Plan- Level 4

No Scale

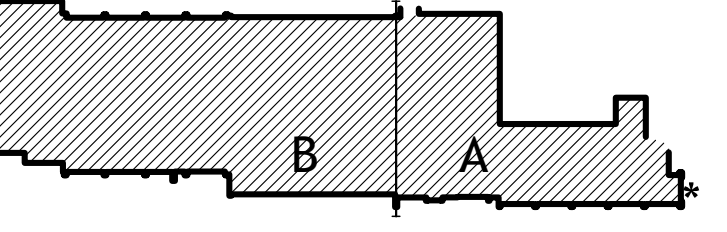
Key Plan- Level 3

No Scale



Key Plan- Level 2

No Scale



Key Plan- Level 1

No Scale

NOTE: THIS DRAWING IS INTENDED TO BE PLOTTED IN COLOR. IF THIS NOTE DOES NOT APPEAR IN COLOR, IT IS PLOTTED INCORRECTLY. DISCARD AND OBTAIN AN ACCURATE DRAWING

Notice  
The Architect/Engineer does not define the scope of individual trades, subcontractors, material suppliers, or vendors. Any sheet numbering system used which identifies disciplines is solely for the Architect/Engineer's convenience, and is not intended to define a subcontractor's scope of work. Information regarding individual trades, subcontractors, material suppliers, and vendors may be detailed, described and indicated at different locations throughout these documents. No consideration will be given to requests for change orders for failure to obtain and review the complete set of drawings and specifications when preparing bids, prices, and quotations.

**TowerPinkster**  
ARCHITECTURE • ENGINEERING • INTERIORS  
630 Walnut St., Suite 100  
Bloomington, IN 47404  
282.343.8553 FAX  
282.343.8133 PHONE  
TOWERPINKSTER.COM  
© 2023. ALL RIGHTS RESERVED

ISSUED FOR: Bidding Only  
DATE: 2-22-2023

Revisions:  
1  
2  
3  
4  
5  
6  
7  
8

PROJECT TITLE  
**BORDEN ELEMENTARY & JR./SR. HIGH SCHOOL**  
2023 BORDEN FLOORING REPLACEMENT PHASE 2

OWNER  
**BORDEN - HENRYVILLE SCHOOL CORPORATION**  
303 WEST ST.  
BORDEN, INDIANA 47106

Drawn: SK/NH  
Checked By: HKC

DATE  
2/22/2023

SHEET NUMBER  
**A-000**  
21-47.007

SHEET TITLE  
OVERALL DEMOLITION PLAN

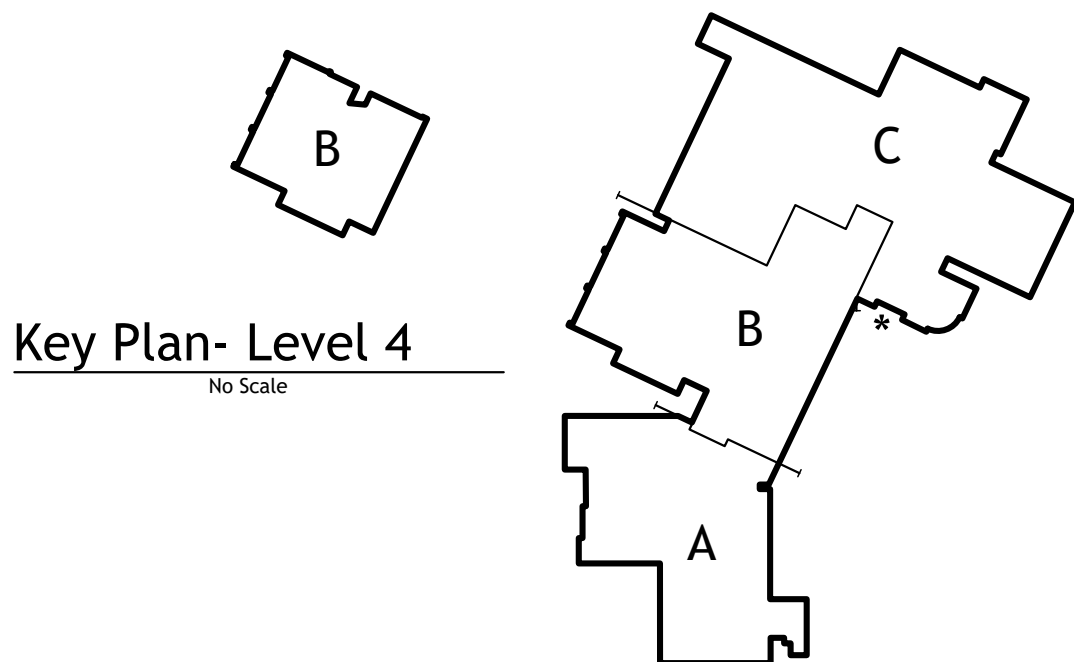
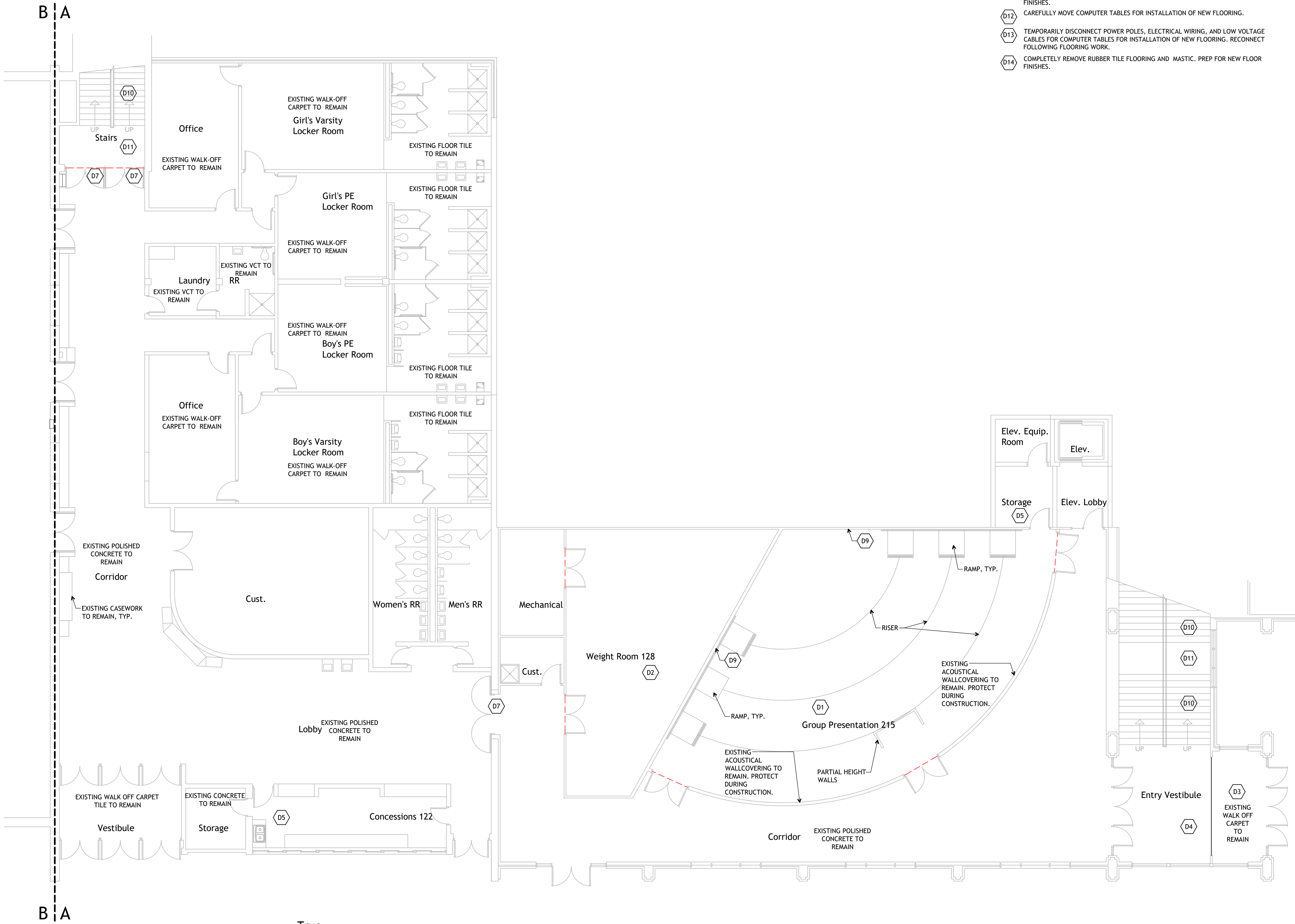


General Demolition Notes

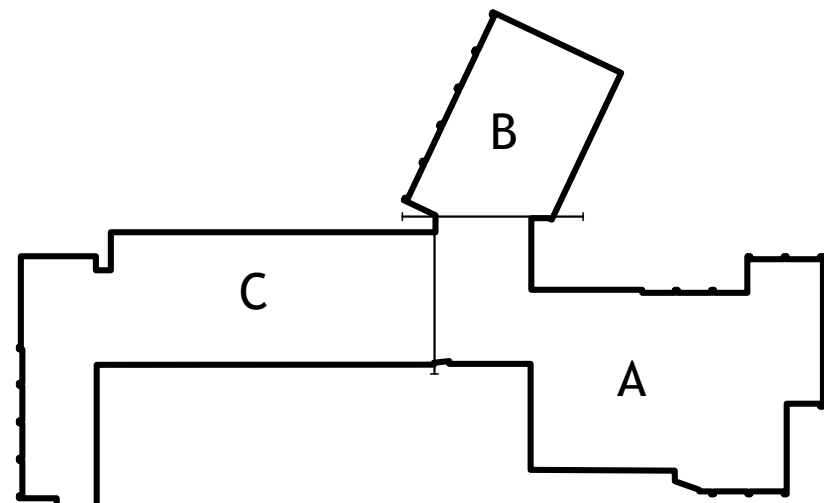
- SEE SPECIFICATIONS SECTION 02 41 19-SELECTIVE DEMOLITION FOR FURTHER REQUIREMENTS OF DEMOLITION WITHIN SCOPE OF WORK.
- CONTRACTOR RESPONSIBLE FOR PATCHING, REPAIRING, AND REPAINTING ANY WALL SURFACES DAMAGED DURING DEMOLITION OF FLOOR AND/OR BASE.
- COORDINATE ALL DEMOLITION WITH PHASING, ARCHITECT, AND OWNERS REPRESENTATIVE.
- WHERE WALLS, FINISHES, EQUIPMENT, MATERIALS, OR CONSTRUCTION OF ANY TYPE IS INDICATED TO BE REMOVED, THE CONTRACTOR IS TO PATCH AND REPAIR ALL SURFACES TO REMAIN TO MATCH EXISTING ADJACENT SURFACES IN ALL ASPECTS. REPAIRED AREAS ARE TO BLEND INTO THE ADJACENT SURFACES AND NOT APPEAR TO BE A PATCH.
- CONTRACTOR IS RESPONSIBLE FOR FIELD VERIFYING ALL EXISTING CONDITIONS.
- CONTRACTOR SHALL PROTECT ALL ITEMS AND SURFACES TO REMAIN OR THAT ARE NOT INCLUDED IN RENOVATION SCOPE OF WORK, INCLUDING ALL ITEMS INTERIOR AND EXTERIOR TO THE BUILDING. PROTECT ALL SURFACES AND FINISHES TO REMAIN ADJACENT TO RENOVATION.
- DEMOLITION DRAWING IS INTENDED TO ASSIST THE CONTRACTOR IN UNDERSTANDING THE GENERAL DEMOLITION REQUIRED THROUGHOUT. CONTRACTOR SHALL REMOVE ANY/ALL ITEMS OR COMPONENTS AS REQUIRED TO COMPLETE THE RENOVATION SCOPE OF WORK, WHETHER OR NOT SPECIFICALLY INDICATED OR NOT.
- CONTRACTOR IS RESPONSIBLE FOR PATCHING AND REPAIRING ALL INTERIOR SURFACES IN ALL ASPECTS TO LIKE-NEW CONDITION, WHETHER PATCHING IS SPECIFICALLY INDICATED OR NOT.

Demolition Plan Keynotes

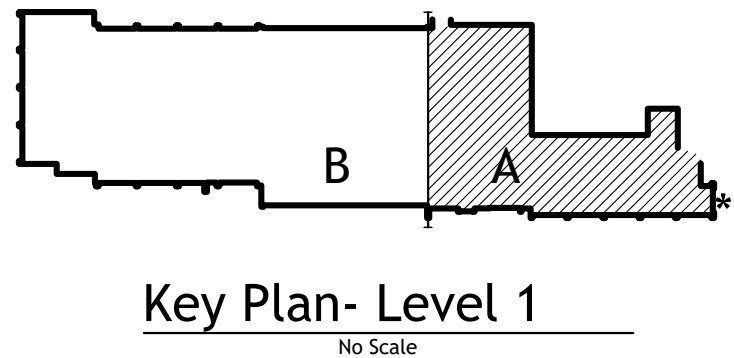
- D1 COMPLETELY REMOVE BROADLOOM CARPET, MASTIC AND WALL BASE. CAREFULLY REMOVE WALL BASE AS NOT TO DAMAGE THE DRYWALL/PAINT FINISH. PREP FOR NEW FINISHES.
- D2 REMOVE WALKOFF CARPET TILE , MASTIC AND WALL BASE. PREP FOR NEW FINISHES.
- D3 EXISTING WALK OFF CARPET TO REMAIN. CAREFULLY REMOVE WALL BASE AS TO NOT DAMAGE THE DRYWALL. PREP FOR NEW WALL BASE.
- D4 COMPLETELY REMOVE MODULAR CARPET TILE, MASTIC AND WALL BASE. CAREFULLY REMOVE WALL BASE AS NOT TO DAMAGE THE DRYWALL. PREP FOR NEW FLOOR FINISHES.
- D5 COMPLETELY REMOVE VCT FLOORING AND WALL BASE. CAREFULLY REMOVE WALL BASE AS NOT TO DAMAGE THE DRYWALL. PREP FOR NEW FLOOR FINISHES.
- D6 TEMPORARILY REMOVE AND DISCONNECT WATER CLOSET FOR DEMOLITION OF EXISTING FLOORING. PREP FOR NEW FLOOR FINISHES. CONTRACTOR RESPONSIBLE FOR INSTALLING NEW WAX RING, RECONNECTING WATER LINES, AND RESETTNG WATER CLOSETS.
- D7 EXISTING PAIR OF FIRE RATED DOORS WITH PANIC DEVICES AND SURFACE MOUNT VERTICAL RODS. DURING A PAST RENOVATION PROJECT, THE FLOORING NEAR THESE EXISTING PAIRS OF DOORS WAS MODIFIED FROM CARPET TO POLISHED CONCRETE. IN MANY CASES, THE EXISTING STRIKES WERE REMOVED, DISCARDED AND FLOOR PATCHED. THE EXISTING PANIC DEVICES OBSERVED IN THIS CONDITION ARE SARGENT 8700 SERIES. FOR BIDDING PURPOSES, PROVIDE THE FOLLOWING NEW GRADE 1 HARDWARE TO MATCH THE SARGENT 8700 SERIES PANIC DEVICES (EACH DOOR LEAF): BOTTOM ROD, ROD GUIDE, BOTTOM CASE, 655 BOTTOM STRIKE, AND ASSOCIATED SCREWS. (ASSUME EXISTING CHASSIS COVER, PANIC DEVICE, AND ASSOCIATED HARDWARE ABOVE THE PANIC DEVICE TO REMAIN). CONTRACTOR TO FIELD VERIFY EXISTING DOOR HARDWARE, MANUFACTURER, AND REQUIREMENTS BEFORE HARDWARE PURCHASE AND INSTALLATION. THE DOORS SHOULD BE ADJUSTED AS REQUIRED TO VERIFY THE TOP AND BOTTOM RODS PROPERLY INSERT INTO THE EXISTING OR NEW (UPPER AND LOWER) STRIKES. RECESS BOTTOM STRIKE IN EXISTING CONCRETE.
- D8 COMPLETELY REMOVE WALL BASE. CAREFULLY REMOVE WALL BASE AS NOT TO DAMAGE THE DRYWALL/PAINT FINISH. PREP FOR NEW FLOOR FINISHES.
- D9 COMPLETELY REMOVE VINYL WALLCOVERING AND MASTIC. PREP WALLS FOR NEW FINISHES.
- D10 COMPLETELY REMOVE RUBBER FLOOR TREADS AND MASTIC. PREP FOR NEW FLOOR FINISHES.
- D11 COMPLETELY REMOVE RUBBER TILE FLOORING, MASTIC, AND WALL BASE. CAREFULLY REMOVE WALL BASE AS NOT TO DAMAGE THE DRYWALL/PAINT FINISH. PREP FOR NEW FINISHES.
- D12 CAREFULLY MOVE COMPUTER TABLES FOR INSTALLATION OF NEW FLOORING.
- D13 TEMPORARILY DISCONNECT POWER POLES, ELECTRICAL WIRING, AND LOW VOLTAGE CABLES FOR COMPUTER TABLES FOR INSTALLATION OF NEW FLOORING. RECONNECT FOLLOWING FLOORING WORK.
- D14 COMPLETELY REMOVE RUBBER TILE FLOORING AND MASTIC. PREP FOR NEW FLOOR FINISHES.



Key Plan- Level 3



Key Plan- Level 1



NOTE: THIS DRAWING IS INTENDED TO BE PLOTTED IN COLOR. IF THIS NOTE DOES NOT APPEAR IN COLOR, IT IS PLOTTED INCORRECTLY. DISCARD AND OBTAIN AN ACCURATE DRAWING

**Notice**  
The Architect/Engineer does not define the scope of individual trades, subcontractors, material suppliers, or vendors. Any sheet numbering system used which identifies disciplines is solely for the Architect/Engineer's convenience, and is not intended to define a subcontractor's scope of work. Information regarding individual trades, subcontractors, material suppliers, and vendors may be detailed, described and indicated at different locations throughout these documents. No consideration will be given to requests for change orders for failure to obtain and review the complete set of drawings and specifications when preparing bids, prices, and quotations.

© Tower Pinkster Titus Associates, Inc.  
ALL RIGHTS RESERVED

ALL INFORMATION CONTAINED HEREIN IS THE PROPERTY OF TOWER PINKSTER TITUS ASSOCIATES, INC. AND SHALL NOT BE REPRODUCED, COPIED, DISTRIBUTED, OR OTHERWISE TRANSMITTED IN ANY FORM OR BY ANY MEANS, ELECTRONIC OR MECHANICAL, INCLUDING PHOTOCOPYING, RECORDING, OR BY ANY INFORMATION STORAGE AND RETRIEVAL SYSTEM, WITHOUT THE WRITTEN CONSENT OF TOWER PINKSTER TITUS ASSOCIATES, INC.

**TowerPinkster**

ARCHITECTURE • ENGINEERING • INTERIORS

630 Walnut St.  
2nd Floor  
Borden, IN 47100  
812.282.0654 PHONE

242 East Kalamazoo Avenue, Suite 100  
Borden, IN 47100  
812.282.0654 FAX  
280.343.6133 PHONE  
TOWERPINKSTER.COM

ISSUED FOR

Bidding Only

DATE

Issue Date  
2-22-2023

Revisions

1	
2	
3	
4	
5	
6	
7	
8	

PROJECT TITLE  
**BORDEN ELEMENTARY & JR./SR. HIGH SCHOOL**

2023 BORDEN FLOORING REPLACEMENT PHASE 2

OWNER  
**BORDEN - HENRYVILLE SCHOOL CORPORATION**

303 WEST ST.  
BORDEN, INDIANA 47106

SHEET TITLE  
"AREA A"  
LEVEL 1 DEMOLITION PLAN

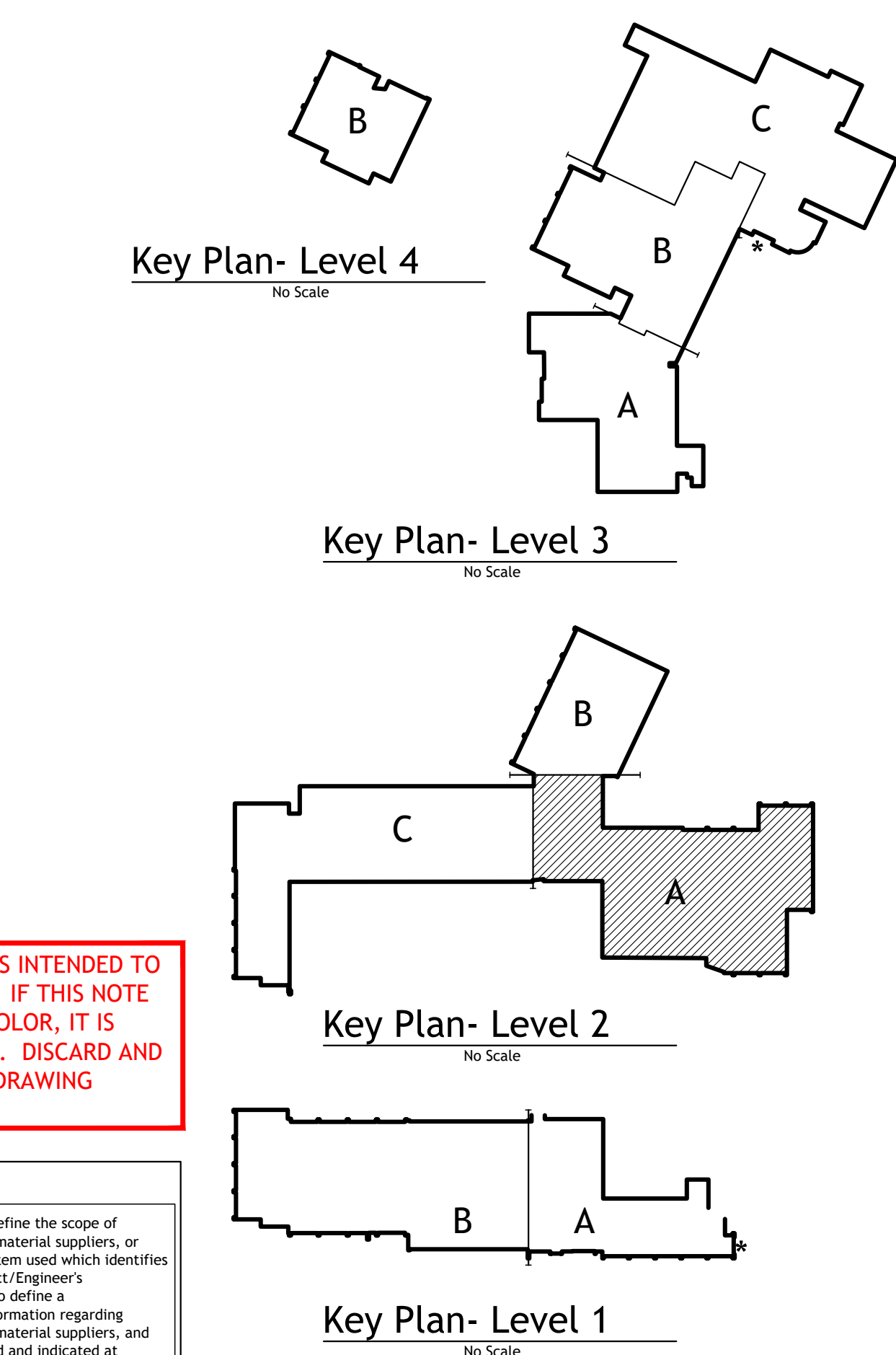
SHEET NUMBER  
**A-001**  
21-47.007

Drawn  
SK/NH

Checked By  
HK

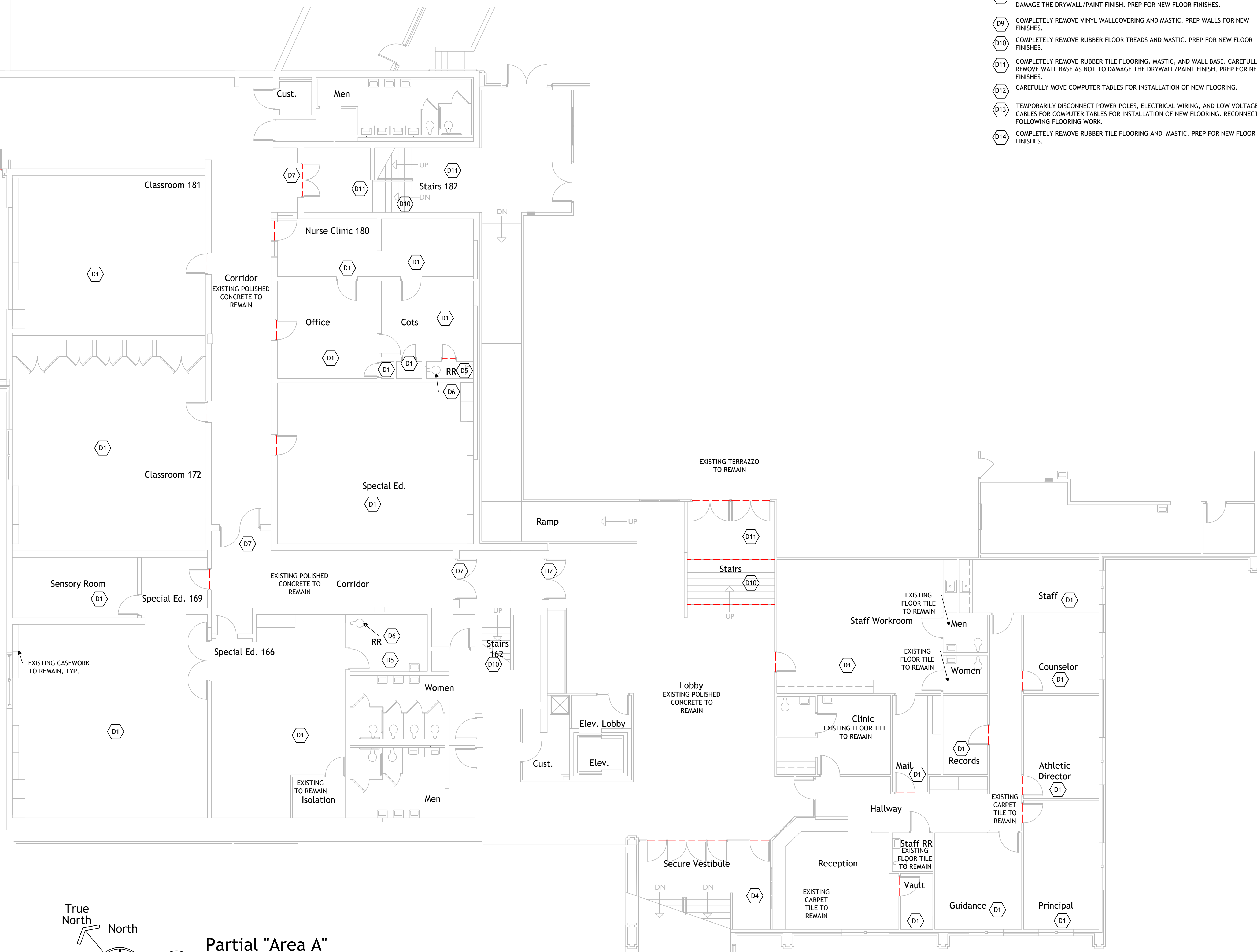
DATE  
2/22/2023





## Notice

The Architect/Engineer does not define the scope of individual trades, subcontractors, material suppliers, or vendors. Any sheet numbering system used which identifies disciplines is solely for the Architect/Engineer's convenience, and is not intended to define a subcontractor's scope of work. Information regarding individual trades, subcontractors, material suppliers, and vendors is detailed, described and indicated at different locations throughout these documents. No consideration will be given to requests for change orders for failure to obtain and review the complete set of drawings and specifications when preparing bids, prices, and quotations.



1. SEE SPECIFICATIONS SECTION 02.41.19-SELECTIVE DEMOLITION FOR FURTHER REQUIREMENTS OF DEMOLITION WITHIN SCOPE OF WORK.
2. CONTRACTOR RESPONSIBLE FOR PATCHING, REPAIRING, AND REPAINTING ANY WALL SURFACES DAMAGED DURING DEMOLITION OF FLOOR AND/OR BASE.
3. COORDINATE ALL DEMOLITION WITH PHASING, ARCHITECT, AND OWNER'S REPRESENTATIVE.
4. WHERE WALLS, FINISHES, EQUIPMENT, MATERIALS, OR CONSTRUCTION OF ANY TYPE IS INDICATED TO BE REMOVED, THE CONTRACTOR IS TO PATCH AND REPAIR ALL SURFACES TO REMAIN TO MATCH EXISTING ADJACENT SURFACES IN ALL ASPECTS. REPAIRED AREAS ARE TO BLEND INTO THE ADJACENT SURFACES AND NOT APPEAR TO BE A PATCH.
5. CONTRACTOR IS RESPONSIBLE FOR FIELD VERIFYING ALL EXISTING CONDITIONS.
6. CONTRACTOR SHALL PROTECT ALL ITEMS AND SURFACES TO REMAIN OR THAT ARE NOT INCLUDED IN RENOVATION SCOPE OF WORK, INCLUDING ALL ITEMS INTERIOR AND EXTERIOR TO THE BUILDING. PROTECT ALL SURFACES AND FINISHES TO REMAIN ADJACENT TO RENOVATION.
7. DEMOLITION DRAWING IS INTENDED TO ASSIST THE CONTRACTOR IN UNDERSTANDING THE GENERAL DEMOLITION REQUIRED THROUGHOUT. CONTRACTOR SHALL REVIEW ALL DIMS OR DIMENSIONS AS REQUIRED TO COMPLETE THE RENOVATION SCOPE OF WORK, WHETHER OR NOT SPECIFICALLY INDICATED OR NOT.
8. CONTRACTOR IS RESPONSIBLE FOR PATCHING AND REPAIRING ALL INTERIOR SURFACES DISTURBED BY DEMOLITION OR RENOVATION WORK. ALL ADJACENT REPAIRED AREAS MUST BE TO NEW CONDITION, WHETHER PATCHING IS SPECIFICALLY INDICATED OR NOT.

- |     |   |
|-----|---|
| D1  | COMPLETELY REMOVE BROADLOAM CARPET, MASTIC AND WALL BASE. CAREFULLY REMOVE WALL BASE AS NOT TO DAMAGE THE DRYWALL/PAINT FINISH. PREP FOR NEW FINISHES.  |
| D2  | REMOVE WALKOFF CARPET TILE , MASTIC AND WALL BASE. PREP FOR NEW FINISHES.   |
| D3  | EXISTING WALK OFF CARPET TO REMAIN. CAREFULLY REMOVE WALL BASE AS NOT TO DAMAGE THE DRYWALL. PREP FOR NEW WALL BASE.  |
| D4  | COMPLETELY REMOVE MODULAR CARPET TILE, MASTIC AND WALL BASE. CAREFULLY REMOVE WALL BASE AS NOT TO DAMAGE THE DRYWALL. PREP FOR NEW FLOOR FINISHES.  |
| D5  | COMPLETELY REMOVE VCT FLOORING AND WALL BASE. CAREFULLY REMOVE WALL BASE AS NOT TO DAMAGE THE DRYWALL. PREP FOR NEW FLOOR FINISHES.   |
| D6  | TEMPORARILY REMOVE AND DISCONNECT WATER CLOSET FOR DEMOLITION OF EXISTING FLOORING. PREP FOR NEW FLOOR FINISHES, CONTRACTOR RESPONSIBLE FOR INSTALLING NEW WALK RING, RECONNECTING WATER LINES, AND RESETTling WATER CLOSETS.   |
| D7  | EXISTING PAIR OF FIRE RATED DOORS WITH PANIC DEVICES AND SURFACE MOUNT VERTICAL RAILS DURING A PART RENOVATION PROJECT. THE FLOORING NEAR THESE EXISTING PAIRS OF DOORS WAS MODIFIED FROM CARPET TO POLISHED CONCRETE. IN MANY CASES, THE EXISTING STRIPS WERE REMOVED, DISCARDED AND FLOOR PATCHED. THE EXISTING PANIC DEVICES OBSERVED IN THIS CONDITION ARE SARGENT 8700 SERIES, FOR BIDDING PURPOSES, PROVIDE THE FOLLOWING INFORMATION: GRADE 1: SARGENT 8700 SERIES SARGENT 8700 SERIES PANIC DEVICES (each DOOR LEAF); BOTTOM ROD, ROD GUIDE, BOTTOM CASE, 655 BOTTOM STRIKE, AND ASSOCIATED SCREWS. (ASSUME EXISTING CHASSIS COVER, PANIC DEVICE, AND ASSOCIATED HARDWARE ABOVE THE PANIC DEVICE TO REMAIN). CONTRACTOR TO FIELD VERIFY EXISTING DOOR HARDWARE, MANUFACTURER, AND REQUIREMENTS BEFORE HARDWARE PURCHASE AND INSTALLATION. THE DOORS SHOULD BE ADJUSTED AS REQUIRED TO VERIFY THE TOP AND BOTTOM RODS PROPERLY INSERT INTO THE EXISTING OR NEW (UPPER AND LOWER) STRIKES. RECESS BOTTOM STRIKE IN EXISTING CONCRETE. |
| D8  | COMPLETELY REMOVE WALL BASE. CAREFULLY REMOVE WALL BASE AS NOT TO DAMAGE THE DRYWALL/PAINT FINISH. PREP FOR NEW FLOOR FINISHES.   |
| D9  | COMPLETELY REMOVE VINYL WALLCOVERING AND MASTIC. PREP WALLS FOR NEW FINISHES.   |
| D10 | COMPLETELY REMOVE RUBBER FLOOR TREADS AND MASTIC. PREP FOR NEW FLOOR FINISHES.  |
| D11 | COMPLETELY REMOVE RUBBER TILE FLOORING, MASTIC, AND WALL BASE. CAREFULLY REMOVE WALL BASE AS NOT TO DAMAGE THE DRYWALL/PAINT FINISH. PREP FOR NEW FINISHES.   |
| D12 | COMPLETELY REMOVE COMPUTER TABLES FOR INSTALLATION OF NEW FLOORING.   |
| D13 | TEMPORARILY DISCONNECT POWER POLES, ELECTRICAL WIRING, AND LOW VOLTAGE CABLES FOR COMPUTER TABLES FOR INSTALLATION OF NEW FLOORING. RECONNECT TABLES FOR WORKING WORK.  |
| D14 | COMPLETELY REMOVE RUBBER TILE FLOORING AND MASTIC. PREP FOR NEW FLOOR FINISHES.   |

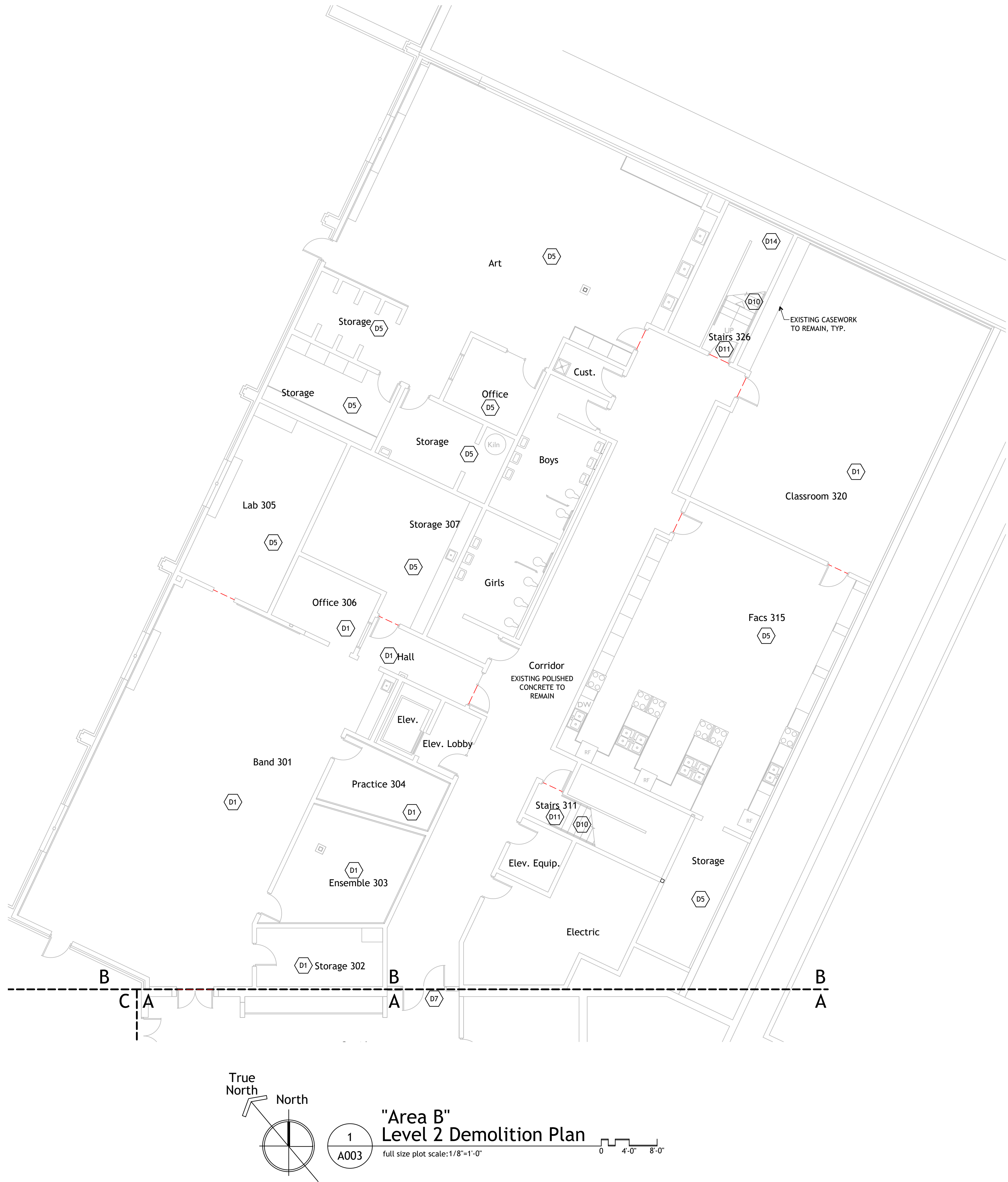
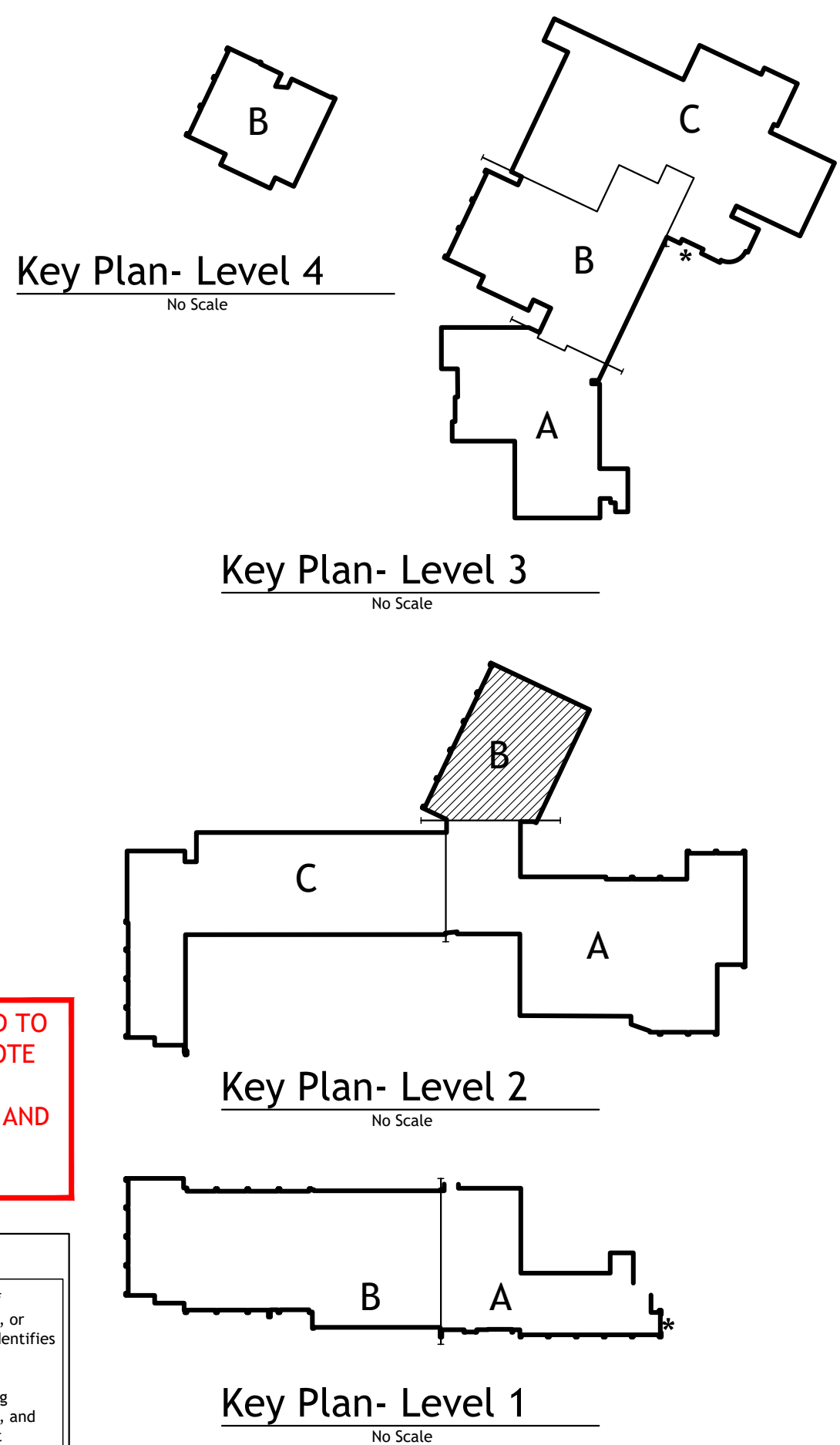
**SHEET NUMBER**  
**A-002**



NOTE: THIS DRAWING IS INTENDED TO BE PLOTTED IN COLOR. IF THIS NOTE DOES NOT APPEAR IN COLOR, IT IS PLOTTED INCORRECTLY. DISCARD AND OBTAIN AN ACCURATE DRAWING

Notice

The Architect/Engineer does not define the scope of individual trades, subcontractors, material suppliers, or vendors. Any sheet numbering system used which identifies disciplines is solely for the Architect/Engineer's convenience, and is not intended to define a subcontractor's scope of work. Information regarding individual trades, subcontractors, material suppliers, and vendors may be detailed, described and indicated at different locations throughout these documents. No consideration will be given to requests for change orders for failure to obtain and review the complete set of drawings and specifications when preparing bids, prices, and quotations.



## General Demolition Notes

- SEE SPECIFICATIONS SECTION 02 41 19-SELECTIVE DEMOLITION FOR FURTHER REQUIREMENTS OF DEMOLITION WITHIN SCOPE OF WORK.
- CONTRACTOR RESPONSIBLE FOR PATCHING, REPAIRING, AND REPAINTING ANY WALL SURFACES DAMAGED DURING DEMOLITION OF FLOOR AND/OR BASE.
- COORDINATE ALL DEMOLITION WITH PHASING, ARCHITECT, AND OWNERS REPRESENTATIVE.
- WHERE WALLS, FINISHES, EQUIPMENT, MATERIALS, OR CONSTRUCTION OF ANY TYPE IS INDICATED TO BE REMOVED, THE CONTRACTOR IS TO PATCH AND REPAIR ALL SURFACES TO REMAIN TO MATCH EXISTING ADJACENT SURFACES IN ALL ASPECTS. REPAIRED AREAS ARE TO BLEND INTO THE ADJACENT SURFACES AND NOT APPEAR TO BE A PATCH.
- CONTRACTOR IS RESPONSIBLE FOR FIELD VERIFYING ALL EXISTING CONDITIONS.
- CONTRACTOR SHALL PROTECT ALL ITEMS AND SURFACES TO REMAIN OR THAT ARE NOT INCLUDED IN RENOVATION SCOPE OF WORK, INCLUDING ALL ITEMS INTERIOR AND EXTERIOR TO THE BUILDING. PROTECT ALL SURFACES AND FINISHES TO REMAIN ADJACENT TO RENOVATION.
- DEMOLITION DRAWING IS INTENDED TO ASSIST THE CONTRACTOR IN UNDERSTANDING THE GENERAL DEMOLITION REQUIRED THROUGHOUT. CONTRACTOR SHALL REMOVE ANY/ALL ITEMS OR COMPONENTS AS REQUIRED TO COMPLETE THE RENOVATION SCOPE OF WORK, WHETHER OR NOT SPECIFICALLY INDICATED OR NOT.
- CONTRACTOR IS RESPONSIBLE FOR PATCHING AND REPAIRING ALL INTERIOR SURFACES IN ALL ASPECTS TO LIKE-NEW CONDITION, WHETHER PATCHING IS SPECIFICALLY INDICATED OR NOT.

## Demolition Plan Keynotes

- D1 COMPLETELY REMOVE BROADLOOM CARPET, MASTIC AND WALL BASE. CAREFULLY REMOVE WALL BASE AS NOT TO DAMAGE THE DRYWALL/PAINT FINISH. PREP FOR NEW FINISHES.
- D2 REMOVE WALKOFF CARPET TILE, MASTIC AND WALL BASE. PREP FOR NEW FINISHES.
- D3 EXISTING WALK OFF CARPET TO REMAIN. CAREFULLY REMOVE WALL BASE AS TO NOT DAMAGE THE DRYWALL. PREP FOR NEW WALL BASE.
- D4 COMPLETELY REMOVE MODULAR CARPET TILE, MASTIC AND WALL BASE. CAREFULLY REMOVE WALL BASE AS NOT TO DAMAGE THE DRYWALL. PREP FOR NEW FLOOR FINISHES.
- D5 COMPLETELY REMOVE VCT FLOORING AND WALL BASE. CAREFULLY REMOVE WALL BASE AS NOT TO DAMAGE THE DRYWALL. PREP FOR NEW FLOOR FINISHES.
- D6 TEMPORARILY REMOVE AND DISCONNECT WATER CLOSET FOR DEMOLITION OF EXISTING FLOORING. PREP FOR NEW FLOOR FINISHES. CONTRACTOR RESPONSIBLE FOR INSTALLING NEW WAX RING, RECONNECTING WATER LINES, AND RESETTNG WATER CLOSETS.
- D7 EXISTING PAIR OF FIRE RATED DOORS WITH PANIC DEVICES AND SURFACE MOUNT VERTICAL RODS. DURING A PAST RENOVATION PROJECT, THE FLOORING NEAR THESE EXISTING PAIRS OF DOORS WAS MODIFIED FROM CARPET TO POLISHED CONCRETE. IN MANY CASES, THE EXISTING STRIKES WERE REMOVED, DISCARDED AND FLOOR PATCHED. THE EXISTING PANIC DEVICES OBSERVED IN THIS CONDITION ARE SARGENT 8700 SERIES. FOR BIDDING PURPOSES, PROVIDE THE FOLLOWING NEW GRADE 1 HARDWARE TO MATCH THE SARGENT 8700 SERIES PANIC DEVICES (EACH DOOR LEAF): BOTTOM ROD, ROD GUIDE, BOTTOM CASE, 655 BOTTOM STRIKE, AND ASSOCIATED SCREWS. (ASSUME EXISTING CHASSIS COVER, PANIC DEVICE, AND ASSOCIATED HARDWARE ABOVE THE PANIC DEVICE TO REMAIN). CONTRACTOR TO FIELD VERIFY EXISTING DOOR HARDWARE, MANUFACTURER, AND REQUIREMENTS BEFORE HARDWARE PURCHASE AND INSTALLATION. THE DOORS SHOULD BE ADJUSTED AS REQUIRED TO VERIFY THE TOP AND BOTTOM RODS PROPERLY INSERT INTO THE EXISTING OR NEW (UPPER AND LOWER) STRIKES. RECESS BOTTOM STRIKE IN EXISTING CONCRETE.
- D8 COMPLETELY REMOVE WALL BASE. CAREFULLY REMOVE WALL BASE AS NOT TO DAMAGE THE DRYWALL/PAINT FINISH. PREP FOR NEW FLOOR FINISHES.
- D9 COMPLETELY REMOVE VINYL WALLCOVERING AND MASTIC. PREP WALLS FOR NEW FINISHES.
- D10 COMPLETELY REMOVE RUBBER FLOOR TREADS AND MASTIC. PREP FOR NEW FLOOR FINISHES.
- D11 COMPLETELY REMOVE RUBBER TILE FLOORING, MASTIC, AND WALL BASE. CAREFULLY REMOVE WALL BASE AS NOT TO DAMAGE THE DRYWALL/PAINT FINISH. PREP FOR NEW FINISHES.
- D12 CAREFULLY MOVE COMPUTER TABLES FOR INSTALLATION OF NEW FLOORING.
- D13 TEMPORARILY DISCONNECT POWER POLES, ELECTRICAL WIRING, AND LOW VOLTAGE CABLES FOR COMPUTER TABLES FOR INSTALLATION OF NEW FLOORING. RECONNECT FOLLOWING FLOORING WORK.
- D14 COMPLETELY REMOVE RUBBER TILE FLOORING AND MASTIC. PREP FOR NEW FLOOR FINISHES.

TowerPinkster  
ARCHITECTURE • ENGINEERING • INTERIORS  
630 Walnut St., Suite 100  
Borden, Indiana 47100  
260.343.6558 FAX  
260.343.6133 PHONE  
TOWERPINKSTER.COM  
© 2017. ALL RIGHTS RESERVED

ISSUED FOR Bidding Only  
DATE 2-22-2023

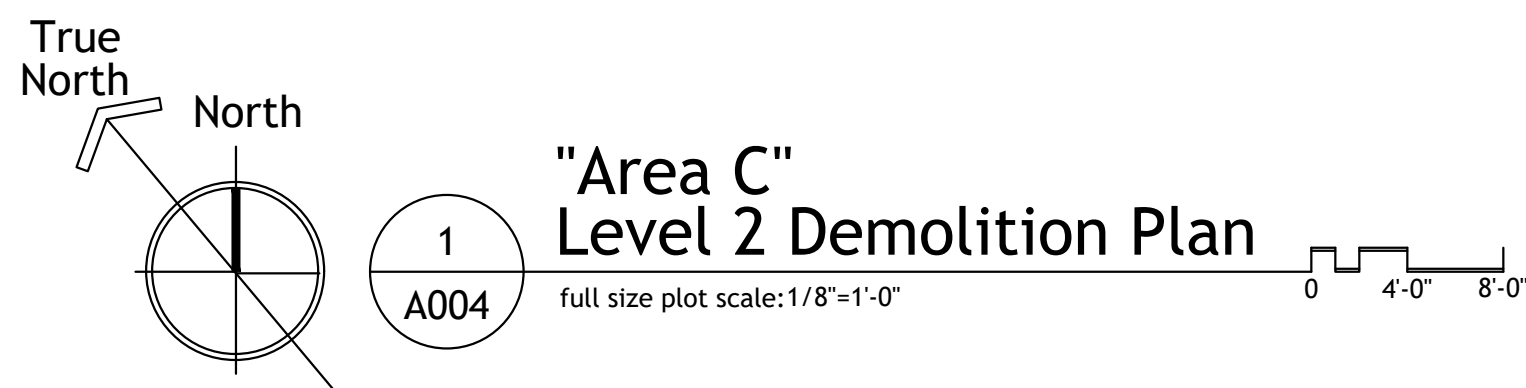
Revisions  
1  
2  
3  
4  
5  
6  
7  
8

PROJECT TITLE  
BORDEN ELEMENTARY &  
JR./SR. HIGH SCHOOL  
2023 BORDEN FLOORING  
REPLACEMENT PHASE 2

OWNER  
BORDEN - HENRYVILLE  
SCHOOL CORPORATION  
303 WEST ST.  
BORDEN, INDIANA 47106

SHEET TITLE  
"AREA B"  
LEVEL 2 DEMOLITION PLAN  
DATE 2/22/2023  
SHEET NUMBER  
A-003  
21-47.007





Key Plan- Le  
No Scale

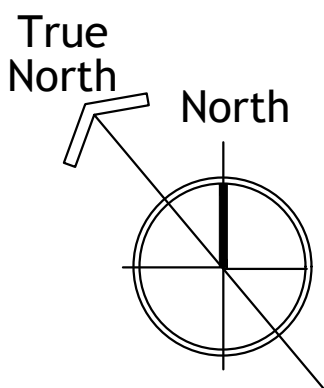
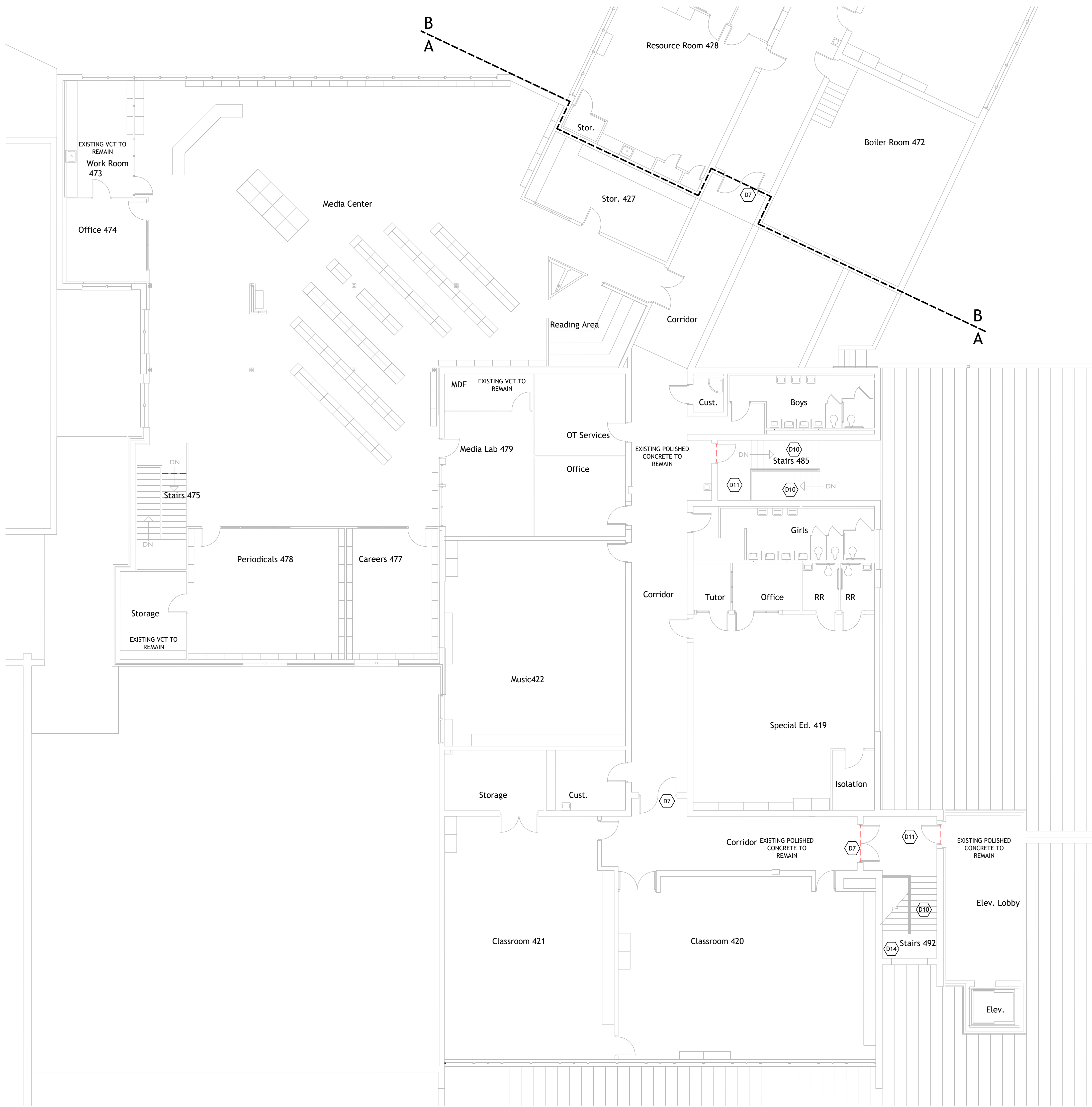
The Architect/Engineer does not define the scope of individual trades, subcontractors, material suppliers, or vendors. Any sheet numbering system used which identifies disciplines is solely for the Architect/Engineer's convenience, and is not intended to define a subcontractor's scope of work. Information regarding individual trades, subcontractors, material suppliers, and vendors may be detailed, described and indicated at different locations throughout these documents. No consideration will be given to requests for change orders for failure to obtain and review the complete set of drawings and specifications when preparing bids, prices, and quotations.



NOTE: THIS DRAWING IS INTENDED TO BE PLOTTED IN COLOR. IF THIS NOTE DOES NOT APPEAR IN COLOR, IT IS PLOTTED INCORRECTLY. DISCARD AND OBTAIN AN ACCURATE DRAWING

**Notice**

The Architect/Engineer does not define the scope of individual trades, subcontractors, material suppliers, or vendors. Any sheet numbering system used which identifies disciplines is solely for the Architect/Engineer's convenience, and is not intended to define a subcontractor's scope of work. Information regarding individual trades, subcontractors, material suppliers, and vendors may be detailed, described and indicated at different locations throughout these documents. No consideration will be given to requests for change orders for failure to obtain and review the complete set of drawings and specifications when preparing bids, prices, and quotations.



1  
A005

### "Area A" Level 3 Demolition Plan

full size plot scale: 1/8"=1'-0"

0 4'-0" 8'-0"

### Demolition Plan Keynotes

- D1 COMPLETELY REMOVE BROADLOOM CARPET, MASTIC AND WALL BASE. CAREFULLY REMOVE WALL BASE AS NOT TO DAMAGE THE DRYWALL/PAINT FINISH. PREP FOR NEW FINISHES.
- D2 REMOVE WALKOFF CARPET TILE, MASTIC AND WALL BASE. PREP FOR NEW FINISHES.
- D3 EXISTING WALK OFF CARPET TO REMAIN. CAREFULLY REMOVE WALL BASE AS TO NOT DAMAGE THE DRYWALL. PREP FOR NEW WALL BASE.
- D4 COMPLETELY REMOVE MODULAR CARPET TILE, MASTIC AND WALL BASE. CAREFULLY REMOVE WALL BASE AS NOT TO DAMAGE THE DRYWALL. PREP FOR NEW FLOOR FINISHES.
- D5 COMPLETELY REMOVE VCT FLOORING AND WALL BASE. CAREFULLY REMOVE WALL BASE AS NOT TO DAMAGE THE DRYWALL. PREP FOR NEW FLOOR FINISHES.
- D6 TEMPORARILY REMOVE AND DISCONNECT WATER CLOSET FOR DEMOLITION OF EXISTING FLOORING. PREP FOR NEW FLOOR FINISHES. CONTRACTOR RESPONSIBLE FOR INSTALLING NEW WAX RING, RECONNECTING WATER LINES, AND RESETTING WATER CLOSETS.
- D7 EXISTING PAIR OF FIRE RATED DOORS WITH PANIC DEVICES AND SURFACE MOUNT VERTICAL RODS. DURING A PAST RENOVATION PROJECT, THE FLOORING NEAR THESE EXISTING PAIRS OF DOORS WAS MODIFIED FROM CARPET TO POLISHED CONCRETE. IN MANY CASES, THE EXISTING STRIKES WERE REMOVED, DISCARDED AND FLOOR PATCHED. THE EXISTING PANIC DEVICES OBSERVED IN THIS CONDITION ARE SARGENT 8700 SERIES. FOR BIDDING PURPOSES, PROVIDE THE FOLLOWING NEW GRADE 1 HARDWARE TO MATCH THE SARGENT 8700 SERIES PANIC DEVICES (EACH DOOR LEAF): BOTTOM ROD, ROD GUIDE, BOTTOM CASE, 655 BOTTOM STRIKE, AND ASSOCIATED SCREWS. (ASSUME EXISTING CHASSIS COVER, PANIC DEVICE, AND ASSOCIATED HARDWARE ABOVE THE PANIC DEVICE TO REMAIN). CONTRACTOR TO FIELD VERIFY EXISTING DOOR HARDWARE, MANUFACTURER, AND REQUIREMENTS BEFORE HARDWARE PURCHASE AND INSTALLATION. THE DOORS SHOULD BE ADJUSTED AS REQUIRED TO VERIFY THE TOP AND BOTTOM RODS PROPERLY INSERT INTO THE EXISTING OR NEW (UPPER AND LOWER) STRIKES. RECESS BOTTOM STRIKE IN EXISTING CONCRETE.
- D8 COMPLETELY REMOVE WALL BASE. CAREFULLY REMOVE WALL BASE AS NOT TO DAMAGE THE DRYWALL/PAINT FINISH. PREP FOR NEW FLOOR FINISHES.
- D9 COMPLETELY REMOVE VINYL WALLCOVERING AND MASTIC. PREP WALLS FOR NEW FINISHES.
- D10 COMPLETELY REMOVE RUBBER FLOOR TREADS AND MASTIC. PREP FOR NEW FLOOR FINISHES.
- D11 COMPLETELY REMOVE RUBBER TILE FLOORING, MASTIC, AND WALL BASE. CAREFULLY REMOVE WALL BASE AS NOT TO DAMAGE THE DRYWALL/PAINT FINISH. PREP FOR NEW FINISHES.
- D12 CAREFULLY MOVE COMPUTER TABLES FOR INSTALLATION OF NEW FLOORING.
- D13 TEMPORARILY DISCONNECT POWER POLES, ELECTRICAL WIRING, AND LOW VOLTAGE CABLES FOR COMPUTER TABLES FOR INSTALLATION OF NEW FLOORING. RECONNECT FOLLOWING FLOORING WORK.
- D14 COMPLETELY REMOVE RUBBER TILE FLOORING AND MASTIC. PREP FOR NEW FLOOR FINISHES.

### General Demolition Notes

- SEE SPECIFICATIONS SECTION 02 41 19-SELECTIVE DEMOLITION FOR FURTHER REQUIREMENTS OF DEMOLITION WITHIN SCOPE OF WORK.
- CONTRACTOR RESPONSIBLE FOR PATCHING, REPAIRING, AND REPAINTING ANY WALL SURFACES DAMAGED DURING DEMOLITION OF FLOOR AND/OR BASE.
- COORDINATE ALL DEMOLITION WITH PHASING, ARCHITECT, AND OWNER'S REPRESENTATIVE.
- WHERE WALLS, FINISHES, EQUIPMENT, MATERIALS, OR CONSTRUCTION OF ANY TYPE IS INDICATED TO BE REMOVED, THE CONTRACTOR IS TO PATCH AND REPAIR ALL SURFACES TO REMAIN TO MATCH EXISTING ADJACENT SURFACES IN ALL ASPECTS. REPAIRED AREAS ARE TO BLEND INTO THE ADJACENT SURFACES AND NOT APPEAR TO BE A PATCH.
- CONTRACTOR IS RESPONSIBLE FOR FIELD VERIFYING ALL EXISTING CONDITIONS.
- CONTRACTOR SHALL PROTECT ALL ITEMS AND SURFACES TO REMAIN OR THAT ARE NOT INCLUDED IN RENOVATION SCOPE OF WORK, INCLUDING ALL ITEMS INTERIOR AND EXTERIOR TO THE BUILDING. PROTECT ALL SURFACES AND FINISHES TO REMAIN ADJACENT TO RENOVATION.
- DEMOLITION DRAWING IS INTENDED TO ASSIST THE CONTRACTOR IN UNDERSTANDING THE GENERAL DEMOLITION REQUIRED THROUGHOUT. CONTRACTOR SHALL REMOVE ANY/ALL ITEMS OR COMPONENTS AS REQUIRED TO COMPLETE THE RENOVATION SCOPE OF WORK, WHETHER OR NOT SPECIFICALLY INDICATED OR NOT.
- CONTRACTOR IS RESPONSIBLE FOR PATCHING AND REPAIRING ALL INTERIOR SURFACES DISTURBED BY DEMOLITION OR RENOVATION WORK. ALL ADJACENT SURFACES IN ALL ASPECTS TO LIKE-NEW CONDITION, WHETHER PATCHING IS SPECIFICALLY INDICATED OR NOT.

Key Plan- Level 4  
No Scale

Key Plan- Level 3  
No Scale


Key Plan- Level 2  
No Scale

Key Plan- Level 1  
No Scale

© Tower Pinkster Titus Associates, Inc.  
ALL RIGHTS RESERVED

ALL INFORMATION IS BASED ON THE INFORMATION AND PROPERTIES INFORMATION OF TowerPinkster and shall not be used, reproduced, distributed, sold, or otherwise transmitted without the prior written consent of TowerPinkster. Unauthorized use is prohibited.

**TowerPinkster**  
ARCHITECTURE • ENGINEERING • INTERIORS  
630 Walnut St.  
242 East Kalamazoo Avenue, Suite 100  
BORDEN, INDIANA 47100  
260.343.6553 FAX  
260.343.6133 PHONE  
TOWERPINKSTER.COM  
© 2023. ALL RIGHTS RESERVED



ISSUED FOR	DATE
Bidding Only	Issue Date
>>	2-22-2023
Revisions	
1	
2	
3	
4	
5	
6	
7	
8	

**PROJECT TITLE**  
BORDEN ELEMENTARY &  
JR./SR. HIGH SCHOOL  
  
**2023 BORDEN FLOORING  
REPLACEMENT PHASE 2**

**OWNER**  
BORDEN - HENRYVILLE  
SCHOOL CORPORATION  
  
303 WEST ST.  
BORDEN, INDIANA 47106

Drawn	SK/NH
Checked By	HK

**DATE**  
2/22/2023

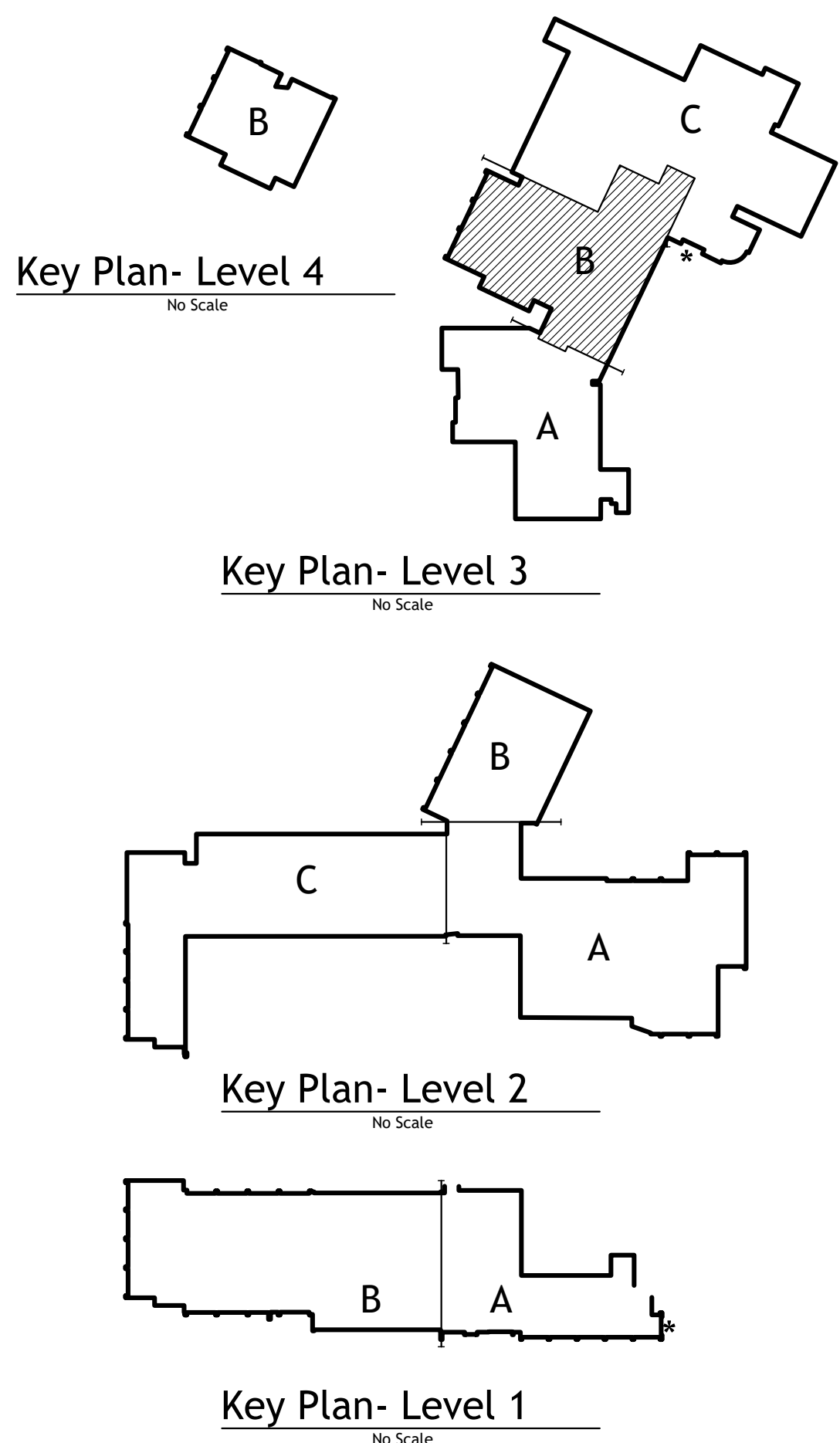
**SHEET TITLE**  
"AREA A" LEVEL 3  
DEMOLITION PLAN  
  
**SHEET NUMBER**  
A-005  
21-47.007



D1	COMPLETELY REMOVE BROADLOAM CARPET, MASTIC AND WALL BASE. CAREFULLY REMOVE WALL BASE AS NOT TO DAMAGE THE DRYWALL/PAINT/FINISH. PREP FOR NEW FINISHES.
D2	REMOVE WALKOFF CARPET TILE , MASTIC AND WALL BASE. PREP FOR NEW FINISHES.
D3	EXISTING WALK OFF CARPET TO REMAIN. CAREFULLY REMOVE WALL BASE AS NOT TO DAMAGE THE DRYWALL. PREP FOR NEW WALL BASE.
D4	COMPLETELY REMOVE MODULAR CARPET TILE, MASTIC AND WALL BASE. CAREFULLY REMOVE WALL BASE AS NOT TO DAMAGE THE DRYWALL. PREP FOR NEW FLOOR FINISHES.
D5	COMPLETELY REMOVE VCT FLOORING AND WALL BASE. CAREFULLY REMOVE WALL BASE AS NOT TO DAMAGE THE DRYWALL. PREP FOR NEW FLOOR FINISHES.
D6	TEMPORARILY REMOVE AND DISCONNECT WATER CLOSET FOR DEMOLITION OF EXISTING FLOORING. PREP FOR NEW FLOOR FINISHES, CONTRACTOR RESPONSIBLE FOR INSTALLING NEW W/IR, RECONNECTING WATER LINES, AND RESETTLE WATER CLOSETS.
D7	EXISTING PAIR OF FIRE RATED DOORS WITH PANIC DEVICES AND SURFACE MOUNT VERTICAL RODS. DURING A POST RENOVATION PROJECT, THE FLOORING NEAR THE EXISTING PAIRS OF DOORS WAS MOISTURED FROM CARPET TO POLISHED CONCRETE. IN MANY CASES, THE EXISTING STRIKES WERE REMOVED, DISCARDED AND FLOOR PATCHED. THE EXISTING PANIC DEVICES OBSERVED IN THIS CONDITION ARE SARAGENT 8700 SERIES, FOR GRABBING PURPOSES. PROVIDE THE FOLLOWING NEW GRADE LEAF TO MATCH THE SARAGENT 8700 SERIES PANIC DEVICES EACH DOOR: LEAF; BOTTOM ROD, ROD GUIDE, BOTTOM CASE, 655 INCHES, 1 1/2 INCHES, AND ASSOCIATED HARDWARE. PROVIDE THE FOLLOWING COVER, PANIC, AND ASSOCIATED HARDWARE ABOVE THE PANIC DEVICE TO REMAIN. CONTRACTOR TO FIELD VERIFY EXISTING DOOR HARDWARE, MANUFACTURER, AND REQUIREMENTS BEFORE HARDWARE PURCHASE AND INSTALLATION. THE DOORS SHOULD BE ADJUSTED AS REQUIRED TO VERIFY THE TOP AND BOTTOM RODS PROPERLY INSERT INTO THE EXISTING OR NEW (UPPER AND LOWER) STRIKES, RECESS BOTTOM STRIKE IN EXISTING CONCRETE.
D8	COMPLETELY REMOVE WALL BASE. CAREFULLY REMOVE WALL BASE AS NOT TO DAMAGE THE DRYWALL/PAIN/FINISH. PREP FOR NEW FLOOR FINISHES.
D9	COMPLETELY REMOVE VINYL WALLCOVERING AND MASTIC. PREP WALLS FOR NEW FINISHES.
D10	COMPLETELY REMOVE RUBBER FLOOR TREADS AND MASTIC. PREP FOR NEW FLOOR FINISHES.
D11	COMPLETELY REMOVE RUBBER TILE FLOORING, MASTIC, AND WALL BASE. CAREFULLY REMOVE WALL BASE AS NOT TO DAMAGE THE DRYWALL/PAINT/FINISH. PREP FOR NEW FINISHES.
D12	CAREFULLY MOVE COMPUTER TABLES FOR INSTALLATION OF NEW FLOORING.
D13	TEMPORARILY DISCONNECT POWER POLES, ELECTRICAL WIRING, AND LOW VOLTAGE CABLES FOR COMPUTER TABLES FOR INSTALLATION OF NEW FLOORING. RECONNECT FLOORING W/IR.
D14	COMPLETELY REMOVE RUBBER FLOORING AND MASTIC. PREP FOR NEW FLOOR FINISHES.

## Notice

The Architect/Engineer does not define the scope of individual trades, subcontractors, material suppliers, or vendors. Any sheet numbering system used which identifies disciplines is solely for the Architect/Engineer's convenience, and is not intended to define a subcontractor's scope of work. Information regarding individual trades, subcontractors, material suppliers, and vendors is detailed, described and indicated at different locations throughout these documents. No consideration will be given to requests for change orders for failure to obtain and review the complete set of drawings and specifications when preparing bids, prices, and quotations.



1. SEE SPECIFICATIONS SECTION 02 41 10 SELECTIVE DEMOLITION FOR FURTHER REQUIREMENTS OF DEMOLITION WITHIN SCOPE OF WORK.
2. CONTRACTOR RESPONSIBLE FOR PATCHING, REPAIRING, AND REPAINTING ANY WALL SURFACES DAMAGED DURING DEMOLITION OF FLOOR AND/OR BASE.
3. COORDINATE ALL DEMOLITION WITH PHASING, ARCHITECT, AND OWNER'S REPRESENTATIVE.
4. WHERE WALLS, FINISHES, EQUIPMENT, MATERIALS, OR CONSTRUCTION OF ANY TYPE IS TO BE REMOVED, THE CONTRACTOR IS TO PATCH AND REPAIR ALL SURFACES TO REMAIN TO MATCH EXISTING ADJACENT SURFACES IN ALL ASPECTS. REPAIRED AREAS TO BE BLENDED INTO THE ADJACENT SURFACES AND NOT APPEAR TO BE A PATCH.
5. CONTRACTOR IS RESPONSIBLE FOR FIELD VERIFYING ALL EXISTING CONDITIONS.
6. CONTRACTOR SHALL PROTECT ALL ITEMS AND SURFACES TO REMAIN OR THAT ARE NOT INCLUDED IN RENOVATION SCOPE OF WORK, INCLUDING ALL ITEMS INTERIOR AND EXTERIOR TO THE BUILDING. PROTECT ALL SURFACES AND FINISHES TO REMAIN ADJACENT TO RENOVATION.
7. DEMOLITION DRAWING IS INTENDED TO ASSIST THE CONTRACTOR IN UNDERSTANDING THE GENERAL DEMOLITION REQUIRED THROUGHOUT. CONTRACTOR SHALL REMAIN ALERT TO ALL ITEMS OR COMPONENTS REQUIRED TO COMPLETE THE RENOVATION SCOPE OF WORK, WHETHER OR NOT SPECIFICALLY INDICATED OR NOT.
8. CONTRACTOR IS RESPONSIBLE FOR PATCHING AND REPAIRING ALL INTERIOR SURFACES DISTURBED BY DEMOLITION OR RENOVATION WORK. ALL ADJACENT SURFACES AND ASPHALT TO BE NEW OR NEW-CONCRETE, WHETHER PATCHING IS SPECIFICALLY INDICATED OR NOT.

**SHEET NUMBER**  
**A-006**  
21-47.007



Demolition Plan Keynotes

- D1

COMPLETELY REMOVE BROADLOOM CARPET, MASTIC AND WALL BASE. CAREFULLY REMOVE WALL BASE AS NOT TO DAMAGE THE DRYWALL/PAINT FINISH. PREP FOR NEW FINISHES.
- D2

REMOVE WALKOFF CARPET TILE , MASTIC AND WALL BASE. PREP FOR NEW FINISHES.
- D3

EXISTING WALK OFF CARPET TO REMAIN. CAREFULLY REMOVE WALL BASE AS TO NOT DAMAGE THE DRYWALL. PREP FOR NEW WALL BASE.
- D4

COMPLETELY REMOVE MODULAR CARPET TILE, MASTIC AND WALL BASE. CAREFULLY REMOVE WALL BASE AS NOT TO DAMAGE THE DRYWALL. PREP FOR NEW FLOOR FINISHES.
- D5

COMPLETELY REMOVE VCT FLOORING AND WALL BASE. CAREFULLY REMOVE WALL BASE AS NOT TO DAMAGE THE DRYWALL. PREP FOR NEW FLOOR FINISHES.
- D6

TEMPORARILY REMOVE AND DISCONNECT WATER CLOSET FOR DEMOLITION OF EXISTING FLOORING. PREP FOR NEW FLOOR FINISHES. CONTRACTOR RESPONSIBLE FOR INSTALLING NEW WAX RING, RECONNECTING WATER LINES, AND RESETTNG WATER CLOSETS.
- D7

EXISTING PAIR OF FIRE RATED DOORS WITH PANIC DEVICES AND SURFACE MOUNT VERTICAL RODS. DURING A PAST RENOVATION PROJECT, THE FLOORING NEAR THESE EXISTING PAIRS OF DOORS WAS MODIFIED FROM CARPET TO POLISHED CONCRETE. IN MANY CASES, THE EXISTING STRIKES WERE REMOVED, DISCARDED AND FLOOR PATCHED. THE EXISTING PANIC DEVICES OBSERVED IN THIS CONDITION ARE SARGENT 8700 SERIES. FOR BIDDING PURPOSES, PROVIDE THE FOLLOWING NEW GRADE 1 HARDWARE TO MATCH THE SARGENT 8700 SERIES PANIC DEVICES (EACH DOOR LEAF): BOTTOM ROD, ROD GUIDE, BOTTOM CASE, 655 BOTTOM STRIKE, AND ASSOCIATED SCREWS. (ASSUME EXISTING CHASSIS COVER, PANIC DEVICE, AND ASSOCIATED HARDWARE ABOVE THE PANIC DEVICE TO REMAIN). CONTRACTOR TO FIELD VERIFY EXISTING DOOR HARDWARE, MANUFACTURER, AND REQUIREMENTS BEFORE HARDWARE PURCHASE AND INSTALLATION. THE DOORS SHOULD BE ADJUSTED AS REQUIRED TO VERIFY THE TOP AND BOTTOM RODS PROPERLY INSERT INTO THE EXISTING OR NEW (UPPER AND LOWER) STRIKES. RECESS BOTTOM STRIKE IN EXISTING CONCRETE.
- D8

COMPLETELY REMOVE WALL BASE. CAREFULLY REMOVE WALL BASE AS NOT TO DAMAGE THE DRYWALL/PAINT FINISH. PREP FOR NEW FLOOR FINISHES.
- D9

COMPLETELY REMOVE VINYL WALLCOVERING AND MASTIC. PREP WALLS FOR NEW FINISHES.
- D10

COMPLETELY REMOVE RUBBER FLOOR TREADS AND MASTIC. PREP FOR NEW FLOOR FINISHES.
- D11

COMPLETELY REMOVE RUBBER TILE FLOORING, MASTIC, AND WALL BASE. CAREFULLY REMOVE WALL BASE AS NOT TO DAMAGE THE DRYWALL/PAINT FINISH. PREP FOR NEW FINISHES.
- D12

CAREFULLY MOVE COMPUTER TABLES FOR INSTALLATION OF NEW FLOORING.
- D13

TEMPORARILY DISCONNECT POWER POLES, ELECTRICAL WIRING, AND LOW VOLTAGE CABLES FOR COMPUTER TABLES FOR INSTALLATION OF NEW FLOORING. RECONNECT FOLLOWING FLOORING WORK.
- D14

COMPLETELY REMOVE RUBBER TILE FLOORING AND MASTIC. PREP FOR NEW FLOOR FINISHES.

General Demolition Notes

1.

SEE SPECIFICATIONS SECTION 02 41 19-SELECTIVE DEMOLITION FOR FURTHER REQUIREMENTS OF DEMOLITION WITHIN SCOPE OF WORK.
2.

CONTRACTOR RESPONSIBLE FOR PATCHING, REPAIRING, AND REPAINTING ANY WALL SURFACES DAMAGED DURING DEMOLITION OF FLOOR AND/OR BASE.
3.

COORDINATE ALL DEMOLITION WITH PHASING, ARCHITECT, AND OWNERS REPRESENTATIVE.
4.

WHERE WALLS, FINISHES, EQUIPMENT, MATERIALS, OR CONSTRUCTION OF ANY TYPE IS INDICATED TO BE REMOVED, THE CONTRACTOR IS TO PATCH AND REPAIR ALL SURFACES TO REMAIN TO MATCH EXISTING ADJACENT SURFACES IN ALL ASPECTS. REPAIRED AREAS ARE TO BLEND INTO THE ADJACENT SURFACES AND NOT APPEAR TO BE A PATCH.
5.

CONTRACTOR IS RESPONSIBLE FOR FIELD VERIFYING ALL EXISTING CONDITIONS.
6.

CONTRACTOR SHALL PROTECT ALL ITEMS AND SURFACES TO REMAIN OR THAT ARE NOT INCLUDED IN RENOVATION SCOPE OF WORK, INCLUDING ALL ITEMS INTERIOR AND EXTERIOR TO THE BUILDING. PROTECT ALL SURFACES AND FINISHES TO REMAIN ADJACENT TO RENOVATION.
7.

DEMOLITION DRAWING IS INTENDED TO ASSIST THE CONTRACTOR IN UNDERSTANDING THE GENERAL DEMOLITION REQUIRED THROUGHOUT. CONTRACTOR SHALL REMOVE ANY/ALL ITEMS OR COMPONENTS AS REQUIRED TO COMPLETE THE RENOVATION SCOPE OF WORK, WHETHER OR NOT SPECIFICALLY INDICATED OR NOT.
8.

CONTRACTOR IS RESPONSIBLE FOR PATCHING AND REPAIRING ALL INTERIOR SURFACES DISTURBED BY DEMOLITION OR RENOVATION WORK. ALL ADJACENT SURFACES IN ALL ASPECTS TO LIKE-NEW CONDITION, WHETHER PATCHING IS SPECIFICALLY INDICATED OR NOT.



NOTE: THIS DRAWING IS INTENDED TO BE PLOTTED IN COLOR. IF THIS NOTE DOES NOT APPEAR IN COLOR, IT IS PLOTTED INCORRECTLY. DISCARD AND OBTAIN AN ACCURATE DRAWING

**Notice**

The Architect/Engineer does not define the scope of individual trades, subcontractors, material suppliers, or vendors. Any sheet numbering system used which identifies disciplines is solely for the Architect/Engineer's convenience, and is not intended to define a subcontractor's scope of work. Information regarding individual trades, subcontractors, material suppliers, and vendors may be detailed, described and indicated at different locations throughout these documents. No consideration will be given to requests for change orders for failure to obtain and review the complete set of drawings and specifications when preparing bids, prices, and quotations.

True North

North

1

A007

"Area C"

Level 3 Demolition Plan

full size plot scale:1/8"=1'-0"

0

4'-0"

8'-0"

TowerPinkster

ARCHITECTURE • ENGINEERING • INTERIORS

242 East Kalamazoo Avenue, Suite 100  
Bloomington, IN 47403  
317.282.0654  
280.343.6133  
812.282.0654  
TOWERPINKSTER.COM

ISSUED FOR

DATE

Bidding Only

Issue Date

>>

2-22-2023

Revisions

1

2

3

4

5

6

7

8

PROJECT TITLE  
**BORDEN ELEMENTARY & JR./SR. HIGH SCHOOL**

2023 BORDEN FLOORING REPLACEMENT PHASE 2

OWNER  
**BORDEN - HENRYVILLE SCHOOL CORPORATION**

303 WEST ST.  
BORDEN, INDIANA 47106

Drawn	SK/NH
Checked By	HK

DATE  
2/22/2023

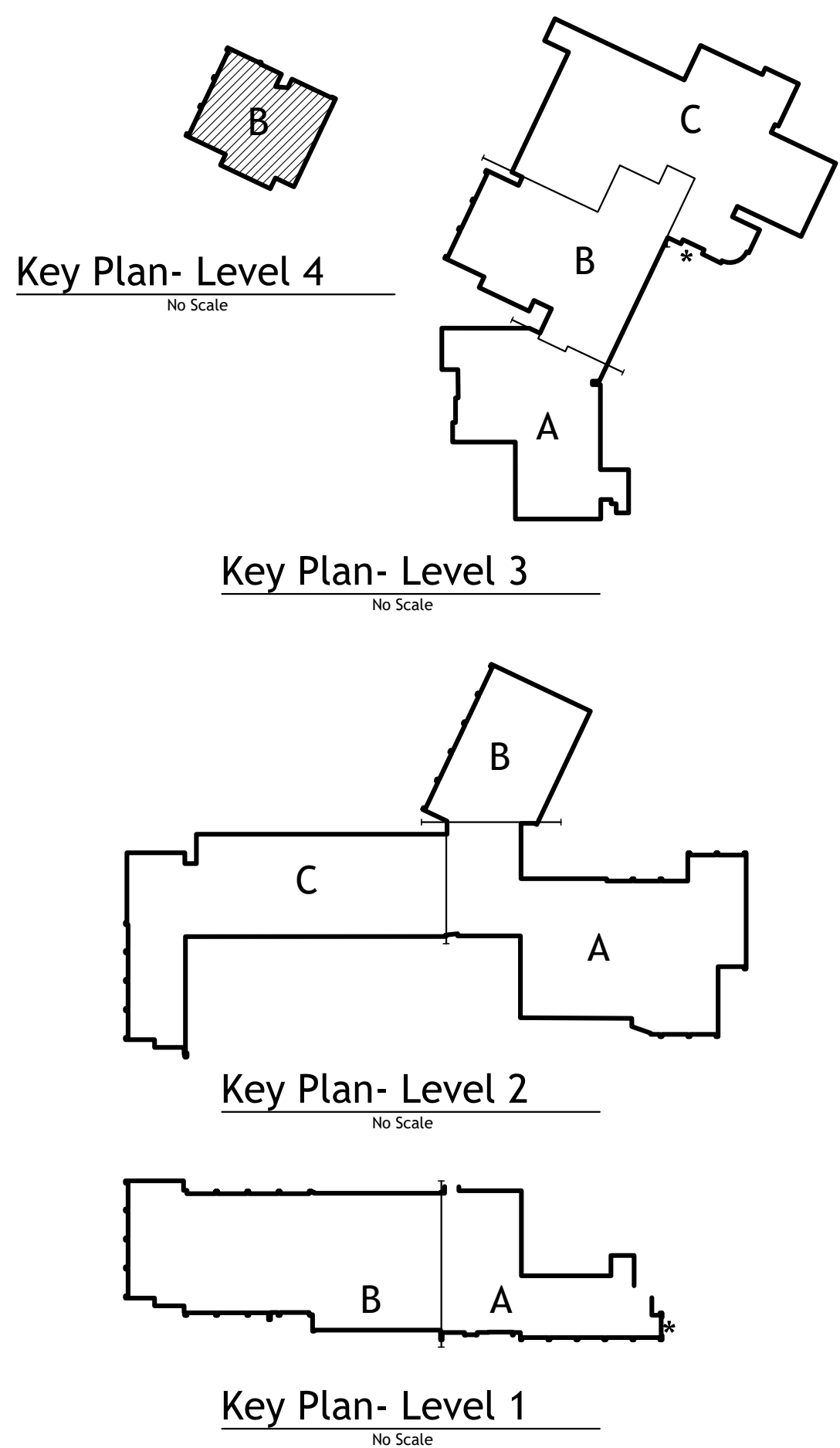
SHEET TITLE  
"AREA C" LEVEL 3  
DEMOLITION PLAN

SHEET NUMBER  
**A-007**  
21-47.007



1. SEE SPECIFICATIONS SECTION 02 41 19-SELECTIVE DEMOLITION FOR FURTHER REQUIREMENTS OF DEMOLITION WITHIN SCOPE OF WORK.
2. CONTRACTOR RESPONSIBLE FOR PATCHING, REPAIRING, AND REPAINTING ANY WALL SURFACES DAMAGED DURING DEMOLITION OF FLOOR AND/OR BASE.
3. COORDINATE ALL DEMOLITION WITH PHASING, ARCHITECT, AND OWNER'S REPRESENTATIVE.
4. WHERE WALLS, FINISHES, EQUIPMENT, MATERIALS, OR CONSTRUCTION OF ANY TYPE IS INDICATED TO BE REMOVED, THE CONTRACTOR IS TO PATCH AND REPAIR ALL SURFACES TO REMAIN TO MATCH EXISTING ADJACENT SURFACES IN ALL ASPECTS. REPAIRED AREAS ARE TO BLEND INTO THE ADJACENT SURFACES AND NOT APPEAR TO BE A PATCH.
5. CONTRACTOR IS RESPONSIBLE FOR FIELD VERIFYING ALL EXISTING CONDITIONS.
6. CONTRACTOR SHALL PROTECT ALL ITEMS AND SURFACES TO REMAIN ON THAT ARE NOT INCLUDED IN RENOVATION SCOPE OF WORK, INCLUDING ALL ITEMS INTERIOR AND EXTERIOR TO THE BUILDING, PROTECT ALL SURFACES AND FINISHES TO REMAIN ADJACENT TO RENOVATION.
7. DEMOLITION DRAWING IS INTENDED TO ASSIST THE CONTRACTOR IN UNDERSTANDING THE GENERAL DEMOLITION REQUIRED THROUGHOUT. CONTRACTOR SHALL REMOVE ANY AND ALL ITEMS AS INDICATED AS REQUIRED TO COMPLETE THE RENOVATION SCOPE OF WORK, WHETHER OR NOT SPECIFICALLY INDICATED OR NOT.
8. CONTRACTOR IS RESPONSIBLE FOR PATCHING AND REPAIRING ALL INTERIOR SURFACES DISTURBED BY DEMOLITION OR RENOVATION WORK. ALL ADJACENT SURFACES AND ASPECTS OF ANY NEW CONSTRUCTION, WHETHER PATCHING IS SPECIFICALLY INDICATED OR NOT.

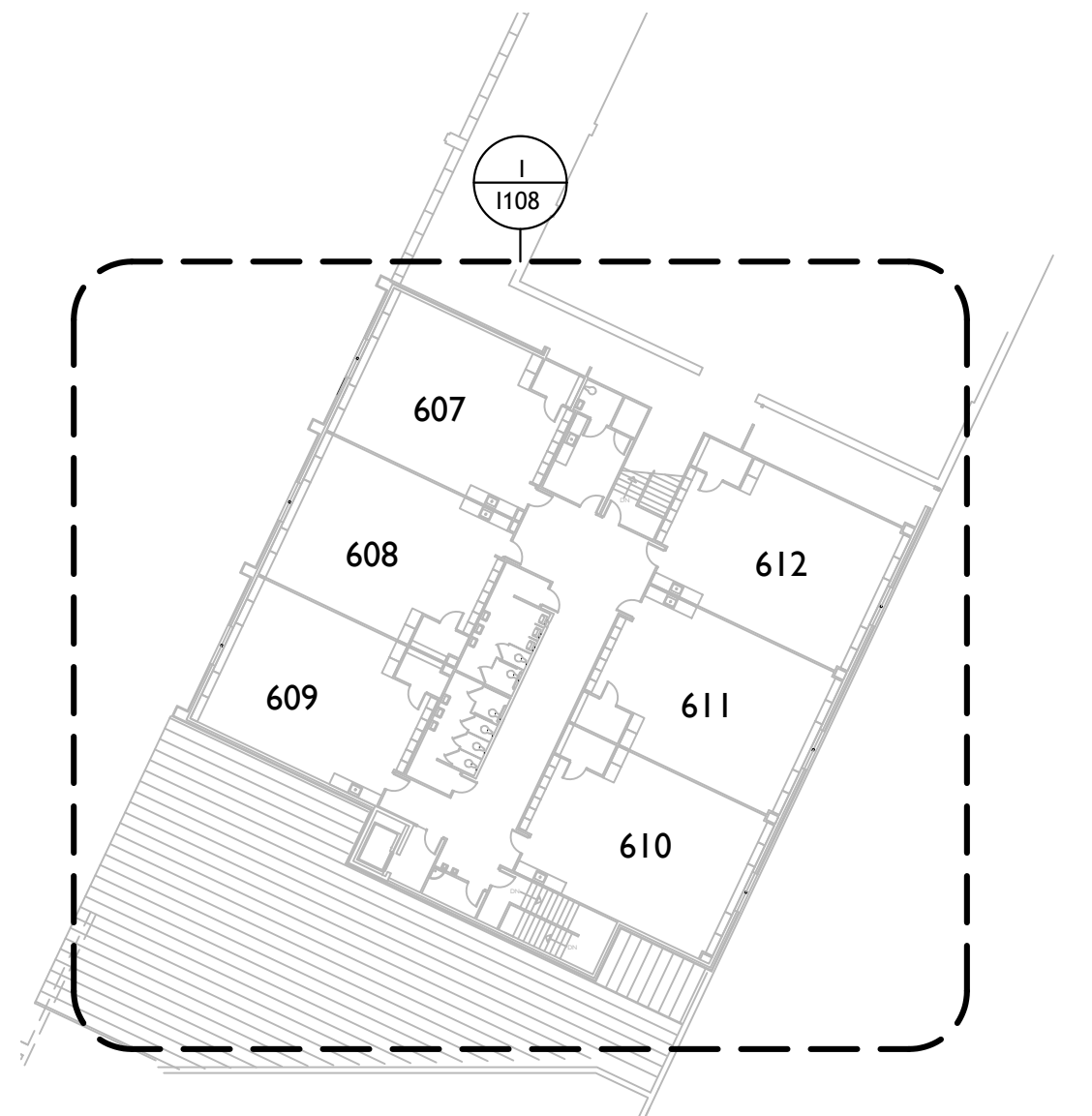
D1	COMPLETELY REMOVE BROADLOAM CARPET, MASTIC AND WALL BASE. CAREFULLY REMOVE WALL BASE AS NOT TO DAMAGE THE DRYWALL/PAINT FINISH. PREP FOR NEW FINISHES.
D2	REMOVE WALKOFF CARPET TILE , MASTIC AND WALL BASE. PREP FOR NEW FINISHES.
D3	EXISTING WALK OFF CARPET TO REMAIN. CAREFULLY REMOVE WALL BASE AS NOT TO DAMAGE THE DRYWALL. PREP FOR NEW WALL BASE.
D4	COMPLETELY REMOVE MODULAR CARPET TILE, MASTIC AND WALL BASE. CAREFULLY REMOVE WALL BASE AS NOT TO DAMAGE THE DRYWALL. PREP FOR NEW FLOOR FINISHES.
D5	COMPLETELY REMOVE VCT FLOORING AND WALL BASE. CAREFULLY REMOVE WALL BASE AS NOT TO DAMAGE THE DRYWALL. PREP FOR NEW FLOOR FINISHES.
D6	TEMPORARILY REMOVE AND DISCONNECT WATER CLOSET FOR DEMOLITION OF EXISTING FLOORING. PREP FOR NEW FLOOR FINISHES, CONTRACTOR RESPONSIBLE FOR REINSTALLING NEW W/IR KING, RECONNECTING WATER LINES, AND RESETTling WATER CLOSETS.
D7	EXISTING PAIR OF FIRE RATED DOORS WITH PANIC DEVICES AND SURFACE MOUNT VERTICAL RAILS DURING A PART RENOVATION PROJECT, THE FLOORING NEAR THESE EXISTING PAIRS OF DOORS WAS MODIFIED FROM CARPET TO POLISHED CONCRETE. IN MANY CASES, THE EXISTING STRIPS WERE REMOVED, DISCARDED AND FLOOR PATCHED. THE EXISTING PANIC DEVICES OBSERVED IN THIS CONDITION ARE SARGENT 8700 SERIES, FOR BIDDING PURPOSES, PROVIDE THE FOLLOWING: 1) REMOVE EXISTING PANIC DEVICES, SARGENT 8700 SERIES, PANIC DEVICES (EACH DOOR LEAF); BOTTOM ROD, ROD GUIDE, BOTTOM CASE, 655 BOTTOM STRIKE, AND ASSOCIATED SCREWS, (ASSUME EXISTING CHASSIS COVER, PANIC DEVICE, AND ASSOCIATED HARDWARE ABOVE THE PANIC DEVICE TO REMAIN). CONTRACTOR TO FIELD VERIFY EXISTING DOOR HARDWARE, MANUFACTURER, AND REQUIREMENTS BEFORE HARDWARE PURCHASE AND INSTALLATION. THE DOORS SHOULD BE ADJUSTED AS REQUIRED TO VERIFY THE TOP AND BOTTOM RODS PROPERLY INSERT INTO THE EXISTING OR NEW (UPPER AND LOWER) STRIKES. RECESS BOTTOM STRIKE IN EXISTING CONCRETE.
D8	COMPLETELY REMOVE WALL BASE. CAREFULLY REMOVE WALL BASE AS NOT TO DAMAGE THE DRYWALL/PAINT FINISH. PREP FOR NEW FLOOR FINISHES.
D9	COMPLETELY REMOVE VINYL WALLCOVERING AND MASTIC. PREP WALLS FOR NEW FINISHES.
D10	COMPLETELY REMOVE RUBBER FLOOR TREADS AND MASTIC. PREP FOR NEW FLOOR FINISHES.
D11	COMPLETELY REMOVE RUBBER TILE FLOORING, MASTIC, AND WALL BASE. CAREFULLY REMOVE WALL BASE AS NOT TO DAMAGE THE DRYWALL/PAINT FINISH. PREP FOR NEW FINISHES.
D12	COMPLETELY REMOVE COMPUTER TABLES FOR INSTALLATION OF NEW FLOORING.
D13	TEMPORARILY DISCONNECT POWER POLES, ELECTRICAL WIRING, AND LOW VOLTAGE CABLES FOR COMPUTER TABLES FOR INSTALLATION OF NEW FLOORING. RECONNECT TABLES FOR WORKING WORK.
D14	COMPLETELY REMOVE RUBBER TILE FLOORING AND MASTIC. PREP FOR NEW FLOOR FINISHES.



**NOTE: THIS DRAWING IS INTENDED TO BE PLOTTED IN COLOR. IF THIS NOTE DOES NOT APPEAR IN COLOR, IT IS PLOTTED INCORRECTLY. DISCARD AND OBTAIN AN ACCURATE DRAWING**

The Architect/Engineer does not define the scope of individual trades, subcontractors, material suppliers, or vendors. Any sheet numbering system used which identifies disciplines is solely for the Architect/Engineer's convenience, and is not intended to define a subcontractor's scope of work. Information regarding individual trades, subcontractors, material suppliers, and vendors may be detailed, described and indicated at different locations throughout these documents. No consideration will be given to requests for change orders for failure to obtain and review the complete set of drawings and specifications when preparing bids, prices, and quotations.





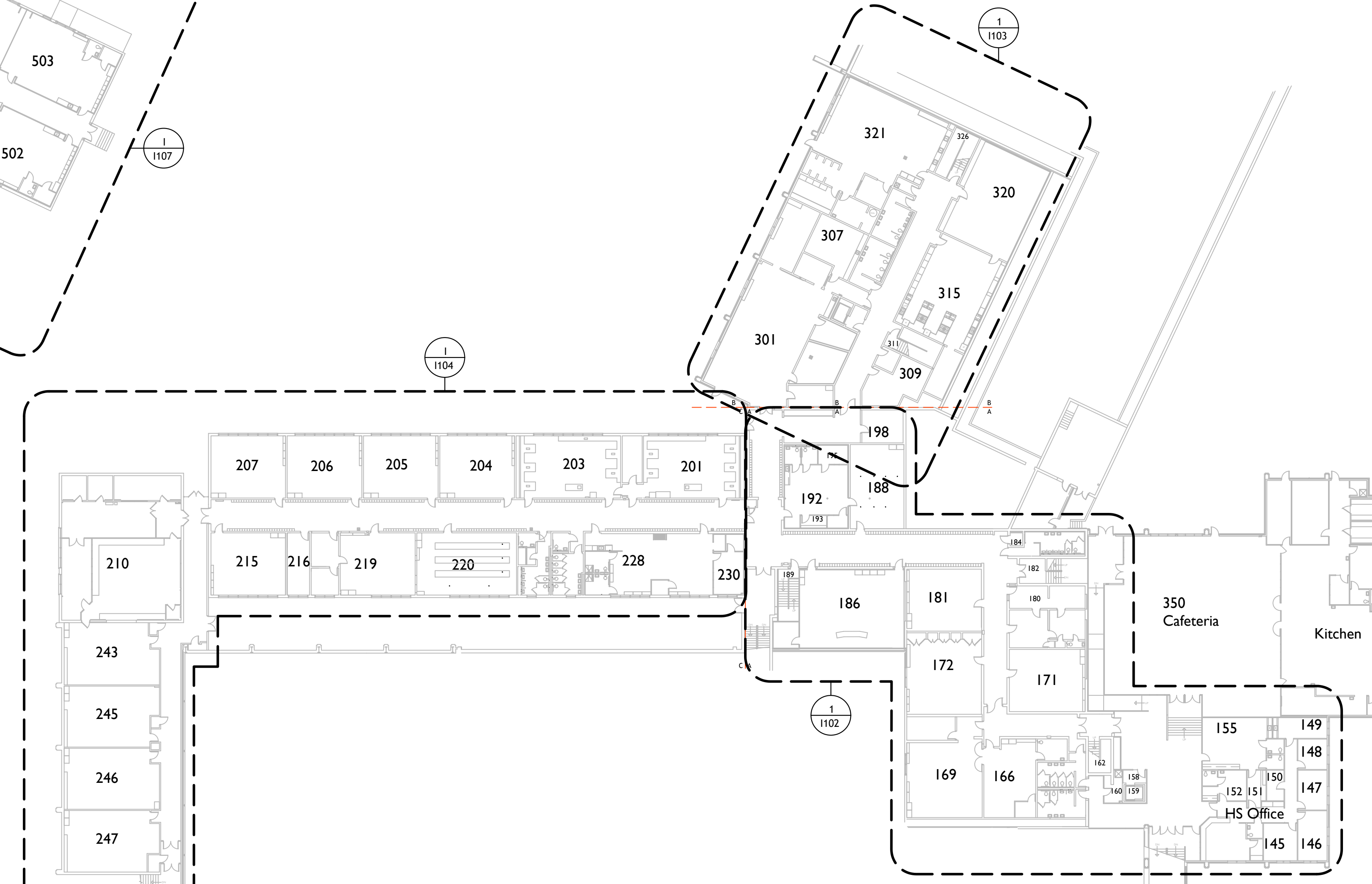
Overall Level 4 Finish Plan

full size plot scale: 1/32" = 1'-0"



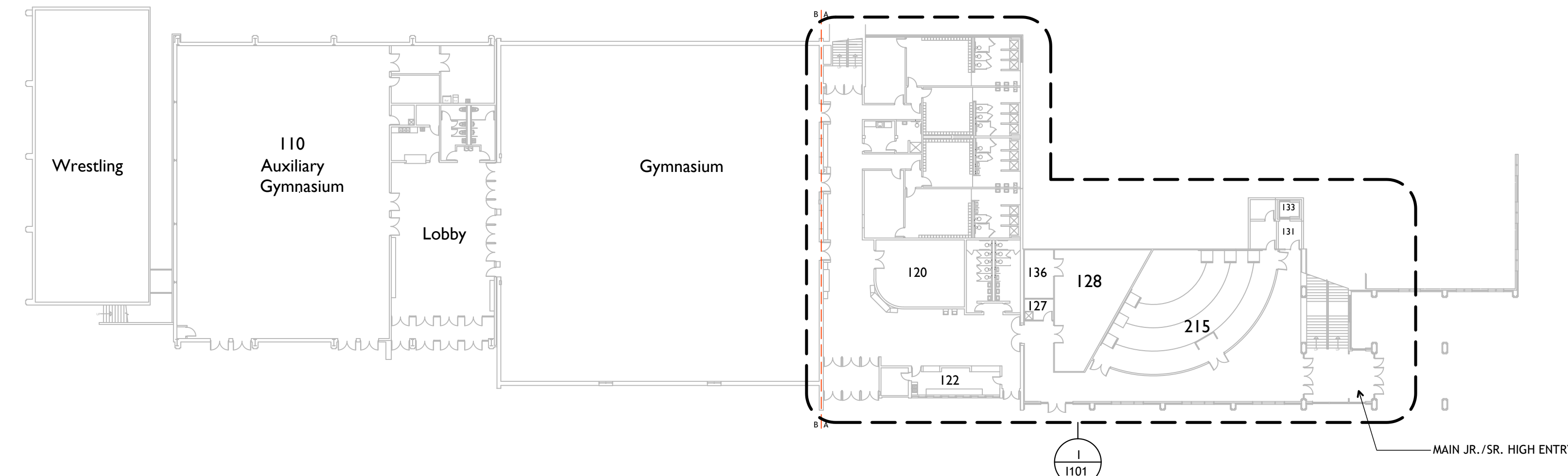
Overall Level 3 Finish Plan

full size plot scale: 1/32" = 1'-0"



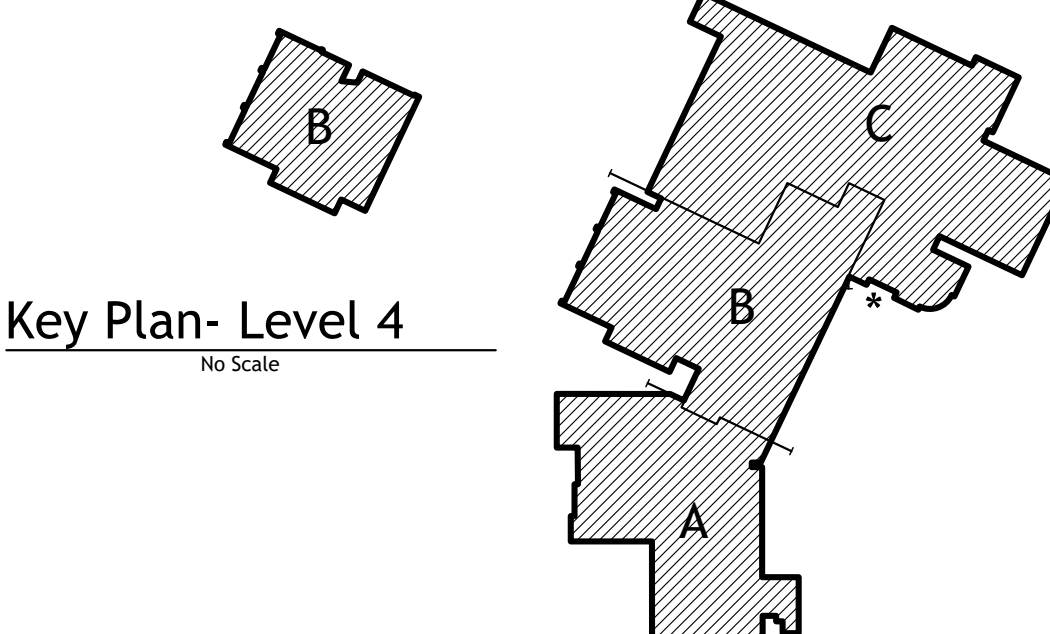
Overall Level 2 Finish Plan

full size plot scale: 1/32" = 1'-0"



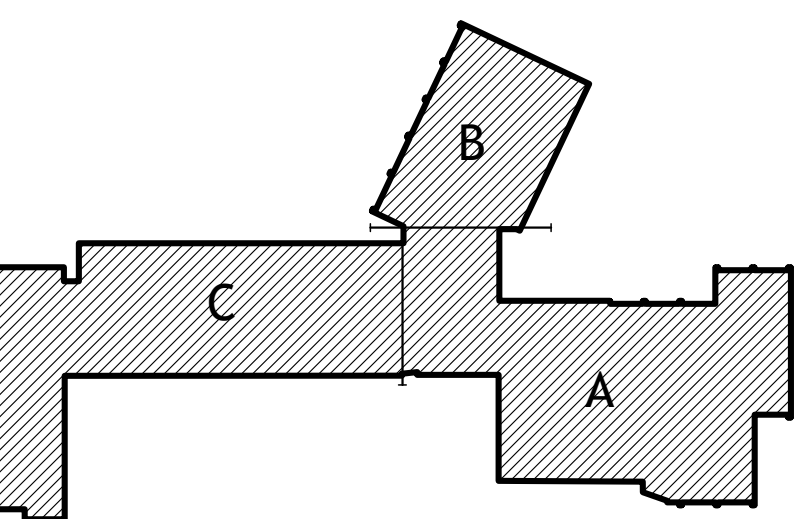
Overall Level 1 Finish Plan

full size plot scale: 1/32" = 1'-0"

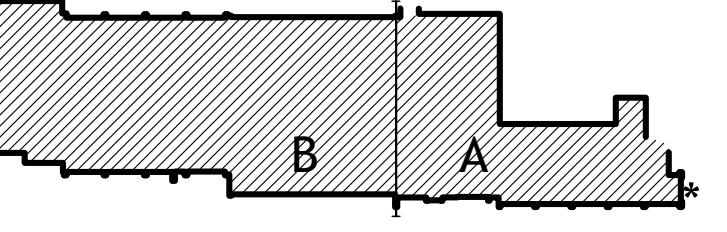


Key Plan- Level 4

Key Plan- Level 3



Key Plan- Level 2



Key Plan- Level 1

NOTE: THIS DRAWING IS INTENDED TO BE PLOTTED IN COLOR. IF THIS NOTE DOES NOT APPEAR IN COLOR, IT IS PLOTTED INCORRECTLY. DISCARD AND OBTAIN AN ACCURATE DRAWING

Notice  
The Architect/Engineer does not define the scope of individual trades, subcontractors, material suppliers, or vendors. Any sheet numbering system used which identifies disciplines is solely for the Architect/Engineer's convenience, and is not intended to define a subcontractor's scope of work. Information regarding individual trades, subcontractors, material suppliers, and vendors may be detailed, described and indicated at different locations throughout these documents. No consideration will be given to requests for change orders for failure to obtain and review the complete set of drawings and specifications when preparing bids, prices, and quotations.

**TowerPinkster**  
ARCHITECTURE • ENGINEERING • INTERIORS  
630 Walnut St., Suite 100  
Bloomington, IN 47404  
812.282.0553 FAX  
812.282.0553 PHONE  
© 2023. ALL RIGHTS RESERVED

ISSUED FOR: Bidding Only  
DATE: 2-22-2023

Revisions:  
1  
2  
3  
4  
5  
6  
7  
8

PROJECT TITLE  
**BORDEN ELEMENTARY & JR./SR. HIGH SCHOOL**  
2023 BORDEN FLOORING REPLACEMENT PHASE 2

OWNER  
**BORDEN - HENRYVILLE SCHOOL CORPORATION**  
303 WEST ST.  
BORDEN, INDIANA 47106

Drawn: SK/NH  
Checked By: HK

DATE: 2/22/2023

SHEET TITLE: OVERALL FINISH PLAN  
SHEET NUMBER: I-100  
21-47.007



NOTE: THIS DRAWING IS INTENDED TO BE PLOTTED IN COLOR. IF THIS NOTE DOES NOT APPEAR IN COLOR, IT IS PLOTTED INCORRECTLY. DISCARD AND OBTAIN AN ACCURATE DRAWING

**Notice**

The Architect/Engineer does not define the scope of individual trades, subcontractors, material suppliers, or vendors. Any sheet numbering system used which identifies disciplines is solely for the Architect/Engineer's convenience, and is not intended to define a subcontractor's scope of work. Information regarding individual trades, subcontractors, material suppliers, and vendors may be detailed, described and indicated at different locations throughout these documents. No consideration will be given to requests for change orders for failure to obtain and review the complete set of drawings and specifications when preparing bids, prices, and quotations.

Key Plan- Level 4  
No Scale

Key Plan- Level 3  
No Scale

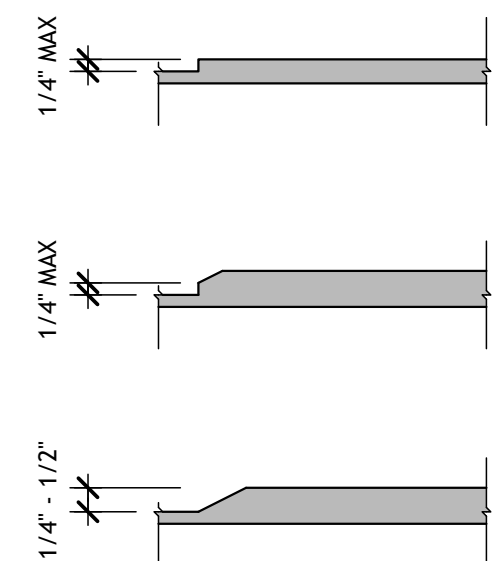
Key Plan- Level 2  
No Scale

Key Plan- Level 1  
No Scale



## General Finish Notes

- CONTRACTOR IS RESPONSIBLE TO PROVIDE A SMOOTH AND LEVEL TRANSITION BETWEEN DIFFERING FLOOR FINISHES.
- CONTRACTOR TO PROVIDE TRANSITION STRIP BETWEEN ALL DISSIMILAR FLOORING MATERIALS. SEE SPECIFICATIONS FOR FLOORING TRANSITION STRIPS.
- ALL NOTATIONS ARE INTENDED TO INDICATE FINISHES FOR ENTIRE AREA OF ITEM AND ALL EXPOSED SURFACES. INCLUDING WALL-TO-WALL, FLOOR-TO-CEILING, ENTIRE LENGTH OF SURFACE, ALL SIDES, ALL EDGES, AND ALL ASSOCIATED COMPONENTS, UNLESS OTHERWISE NOTED.
- PROVIDE WALL BASE IN TOEICK OF ALL EXISTING CASEWORK.
- MODIFY EXISTING HARDWARE (BOTTOM STRIKE PLATES AND VERTICAL RODS) ON FIRE DOORS WHERE NEW FLOOR FINISHES ARE SCHEDULED.
- INSTALLATION OF RUBBER BASE AT BULLNOSE BLOCK:
  - APPLIES TO ALL RUBBER BASE PRODUCTS DESIGNED FOR SQUARE CORNERS, BUT NOT BULLNOSE TYPE.
  - TRADITIONAL WALL BASE PROFILES SHOULD BE ABLE TO WRAP THE RADIUS OF THE WALL SURFACE WITH NO ISSUES, BUT IF ISSUES EXIST, ADHESION IS A PROBLEM, A SHORT RETURN EXISTS, OR PROFILES ARE NON-STANDARD, THEN THE USE OF A HEAT GUN AND PIPE SHALL BE REQUIRED.
  - THE MATERIAL SHALL BE DRAPED OVER THE PIPE THAT MATCHES THE RADIUS OF THE WALL, THEN APPLY HEAT TO THE SURFACE UNTIL THE MATERIAL SOFTENS.
  - NEXT THE BASE SHALL BE PLACED INTO A CONTAINER OF COLD WATER TO CHANGE THE MEMORY AND PROFILE.
  - THEN THE PIECES SHALL BE CUT TO THE PROPER AND FULL LENGTH OF THE AREA AND RETURN.
  - APPLY CONTACT ADHESIVE, TYPE AS PER THE MANUFACTURER'S RECOMMENDATIONS, FOR SHORT RETURNS.



## Beveled Floor Level Change Details

2  
1101

full size plot scale: 3\"=1'-0\"

## FINISH SCHEDULE

### Flooring

- (C1) MODULAR CARPET TILE:  
INTERFACE MATERIAL ALLOWANCE: 528 SQ. YD.  
ALLOWANCE DOES NOT INCLUDE FREIGHT OR INSTALLATION  
PRODUCT MUST BE QUICKSHIP
- (C2) MODULAR WALK-OFF CARPET:  
MATERIAL ALLOWANCE: 548 SQ. YD.  
ALLOWANCE DOES NOT INCLUDE FREIGHT OR INSTALLATION  
PRODUCT MUST BE QUICKSHIP
- (C3) MODULAR CARPET TILE:  
INTERFACE: SS217;  
SIZE: 25CM X 1M  
COLOR: ALLEY 105010
- (EP) DECORATIVE EPOXY FLAKE FLOOR COATING:  
SHERWIN WILLIAMS RESIFLOR DECO FLAKE BC;  
COLOR 1- TO BE SELECTED BY ARCHITECT;  
COLOR 2- TO BE SELECTED BY ARCHITECT;  
SEE SPECIFICATION 09 67 16
- (PC) POLISHED CONCRETE:  
REFER TO SPECIFICATION SECTION 03 34 50
- (SC) SEALED CONCRETE:  
ALL EXPOSED SURFACES;  
PROVIDE (2) COATS OF KURE-N-SEAL
- (R1) RUBBER STAIR TREADS AND RISERS:  
2\" WIDE COLOR CONTRAST STRIP  
COLOR TO BE SELECTED BY ARCHITECT  
INTERMEDIATE LANDING (WHERE APPLICABLE):  
RUBBER TILE;  
SEE SPECIFICATION SECTION 09 65 13.23  
COLOR- TO BE SELECTED BY ARCHITECT
- (RT) RUBBER TILE:  
SEE SPECIFICATION SECTION 09 65 13.23  
COLOR- TO BE SELECTED BY ARCHITECT
- (TZ) TERRAZZO VITRIFICATION:  
VITRIFY ALL FLOOR AND BASE SURFACES;  
SEE SPECIFICATION SECTION 09 03 66
- (EF) EXISTING FLOORING:  
NO FINISH WORK UNLESS OTHERWISE NOTED

### Base

- (B1) RUBBER COVE BASE:  
4-1/2\" HIGH  
COLOR- BLACK
- (B2) RUBBER COVE BASE:  
4\" HIGH  
COLOR- TO MATCH EXISTING
- (B3) RUBBER COVE BASE:  
4\" HIGH  
COLOR- BLACK
- (B4) RUBBER STAIR STRINGERS:  
HEIGHT- MATCH EXISTING  
COLOR- TO BE SELECTED BY DESIGNER
- (EB) EXISTING WALL BASE:  
NO FINISH WORK REQUIRED

### Walls

- (P1) PAINT:  
SKIN COAT ALL SURFACES TO LEVEL 5 FINISH;  
FINISH PAINT ALL EXPOSED SURFACES;  
SHERWIN WILLIAMS\"  
COLOR- TO BE SELECTED BY DESIGNER


### Specialties

- (Z) NOT USED
- (Z) TRANSITION STRIP:  
PROVIDE TRANSITION/ REDUCER STRIPS;  
COLOR TO BE SELECTED BY ARCHITECT

Tower Pinkster Titus Associates, Inc.  
ALL RIGHTS RESERVED

ALL INFORMATION IN THIS DOCUMENT IS THE PROPERTY OF Tower Pinkster Titus Associates, Inc. and shall not be copied, reproduced, distributed, sold, or otherwise used without the prior written consent of Tower Pinkster Titus Associates, Inc. All rights reserved.

**TowerPinkster**  
ARCHITECTURE • INTERIORS  
630 Walnut St.  
2nd Floor  
Borden, IN 47100  
812.282.0654  
© 2023. ALL RIGHTS RESERVED



ISSUED FOR DATE

Bidding Only Issue Date

>> 2-22-2023

Revisions

1  
2  
3  
4  
5  
6  
7  
8

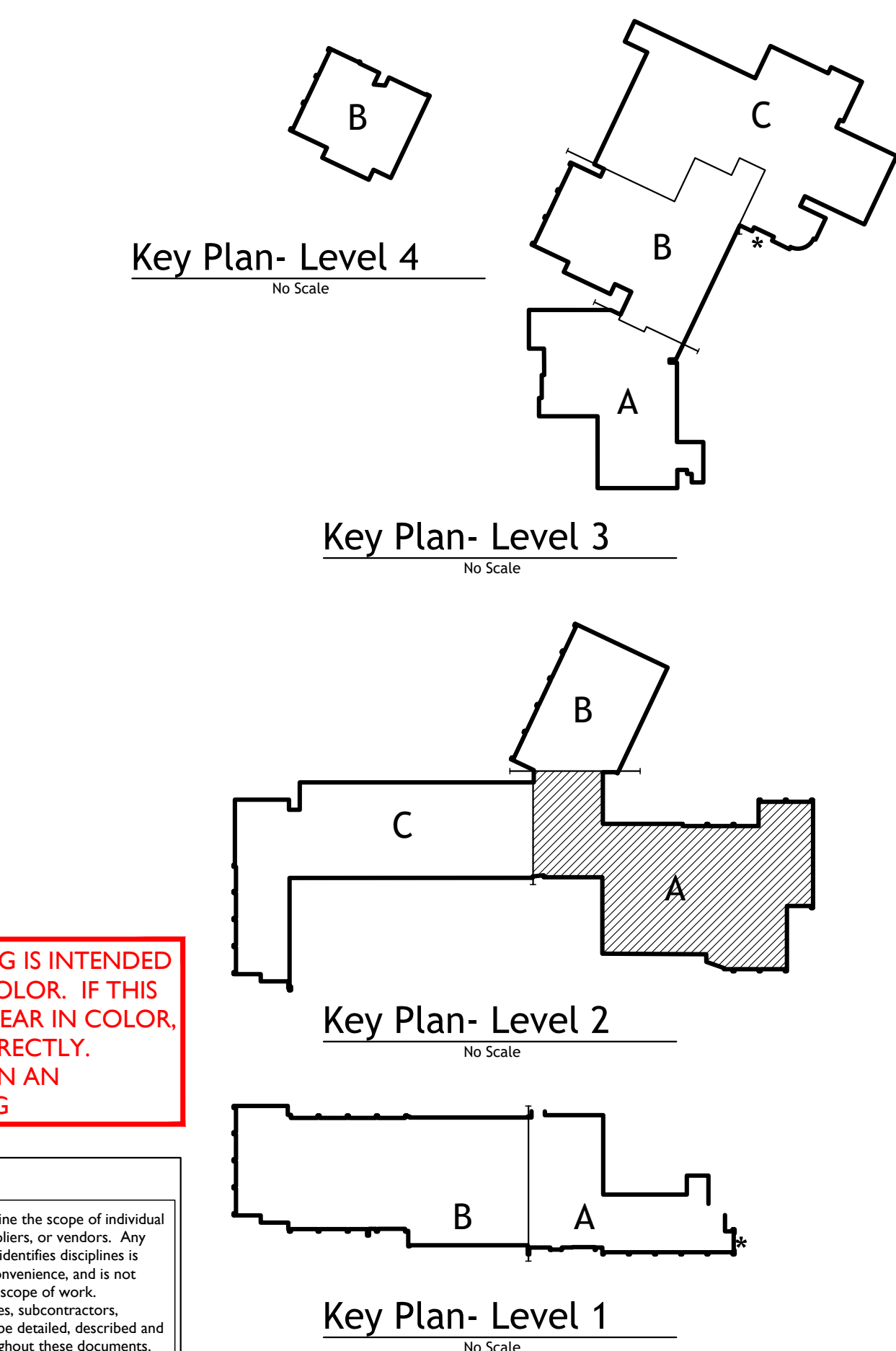
PROJECT TITLE  
**BORDEN ELEMENTARY & JR./SR. HIGH SCHOOL**  
2023 BORDEN FLOORING REPLACEMENT PHASE 2

OWNER  
**BORDEN - HENRYVILLE SCHOOL CORPORATION**  
303 WEST ST.  
BORDEN, INDIANA 47106

Drawn SK/NH  
Checked By HK

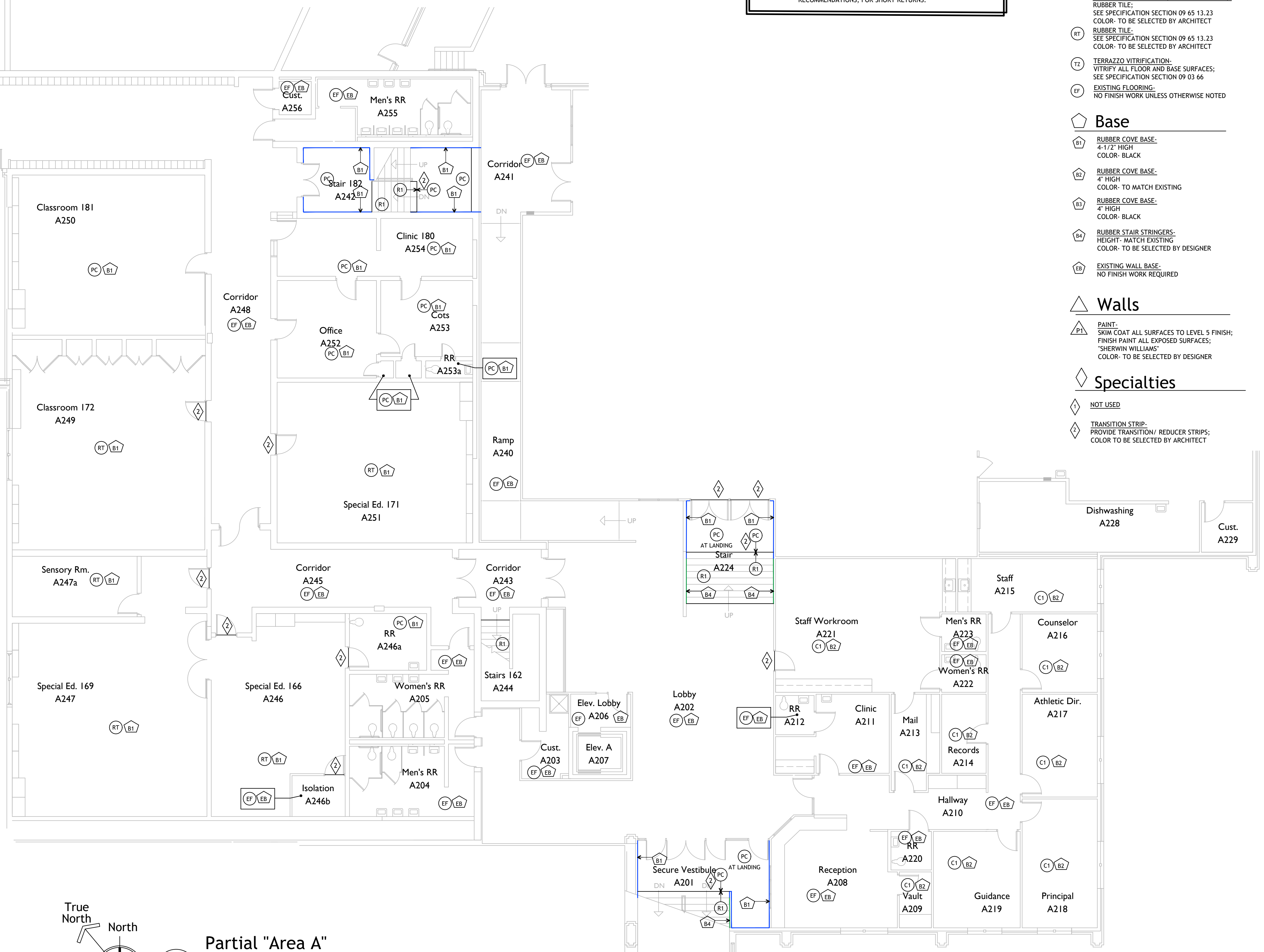
SHEET TITLE  
**"Area A" Level 1 FINISH PLAN**  
DATE  
2/22/2023  
SHEET NUMBER  
**I-101**  
21-47.007





## Notice

The Architect/Engineer does not define the scope of individual trades, subcontractors, material suppliers, or vendors. Any sheet numbering system used which identifies disciplines is solely for the Architect/Engineer's convenience, and is not intended to define a subcontractor's scope of work. Information regarding individual trades, subcontractors, material suppliers, and vendors may be detailed, described and indicated at different locations throughout these documents. No consideration will be given to requests for change orders for failure to obtain and review the complete set of drawings and specifications when preparing bids, prices, and quotations.





NOTE: THIS DRAWING IS INTENDED TO BE PLOTTED IN COLOR. IF THIS NOTE DOES NOT APPEAR IN COLOR, IT IS PLOTTED INCORRECTLY. DISCARD AND OBTAIN AN ACCURATE DRAWING

**Notice**

The Architect/Engineer does not define the scope of individual trades, subcontractors, material suppliers, or vendors. Any sheet numbering system used which identifies disciplines is solely for the Architect/Engineer's convenience, and is not intended to define a subcontractor's scope of work. Information regarding individual trades, subcontractors, material suppliers, and vendors may be detailed, described and indicated at different locations throughout these documents. No consideration will be given to requests for change orders for failure to obtain and review the complete set of drawings and specifications when preparing bids, prices, and quotations.

Key Plan- Level 4  
No Scale


Key Plan- Level 3  
No Scale

Key Plan- Level 2  
No Scale

Key Plan- Level 1  
No Scale







ISSUED FOR: Bidding Only  
DATE: 2-22-2023

Revisions
1
2
3
4
5
6
7
8

PROJECT TITLE  
**BORDEN ELEMENTARY & JR./SR. HIGH SCHOOL**  
2023 BORDEN FLOORING REPLACEMENT PHASE 2

OWNER  
**BORDEN - HENRYVILLE SCHOOL CORPORATION**  
303 WEST ST.  
BORDEN, INDIANA 47106

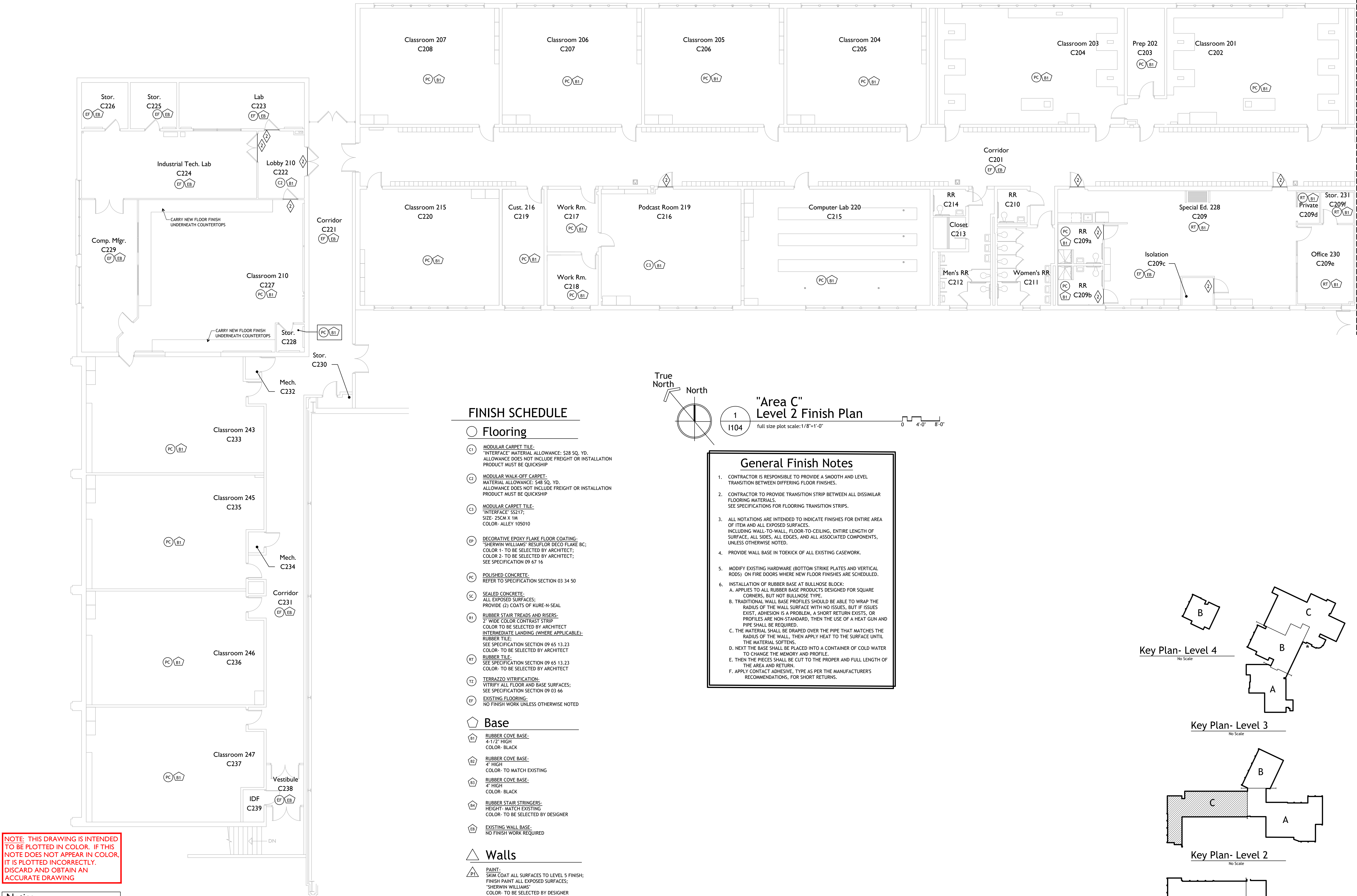
Drawn: SK/NH  
Checked By: HK

DATE  
2/22/23

SHEET TITLE  
**"AREA C" LEVEL 2 FINISH PLAN**  
SHEET NUMBER  
**I-104**  
21-47.007

NOTE: THIS DRAWING IS INTENDED TO BE PLOTTED IN COLOR. IF THIS NOTE DOES NOT APPEAR IN COLOR, IT IS PLOTTED INCORRECTLY. DISCARD AND OBTAIN AN ACCURATE DRAWING

**Notice**  
The Architect/Engineer does not define the scope of individual trades, subcontractors, material suppliers, or vendors. Any sheet numbering system used which identifies disciplines is solely for the Architect/Engineer's convenience, and is not intended to define a subcontractor's scope of work. Information regarding individual trades, subcontractors, material suppliers, and vendors may be detailed, described and indicated at different locations throughout these documents. No consideration will be given to requests for change orders for failure to obtain and review the complete set of drawings and specifications when preparing bids, prices, and quotations.



### FINISH SCHEDULE

#### Flooring

- C1 MODULAR CARPET TILE:  
"INTERFACE" MATERIAL ALLOWANCE: \$28 SQ. YD.  
ALLOWANCE DOES NOT INCLUDE FREIGHT OR INSTALLATION  
PRODUCT MUST BE QUICKSHIP
- C2 MODULAR WALK-OFF CARPET:  
MATERIAL ALLOWANCE: \$48 SQ. YD.  
ALLOWANCE DOES NOT INCLUDE FREIGHT OR INSTALLATION  
PRODUCT MUST BE QUICKSHIP
- C3 MODULAR CARPET TILE:  
"INTERFACE" SS217;  
SIZE: 25CM X 1M  
COLOR: ALLEY 105010
- EP DECORATIVE EPOXY FLAKE FLOOR COATING:  
"SHERWIN WILLIAMS" RESUPLOK DECO FLAKE BC;  
COLOR 1- TO BE SELECTED BY ARCHITECT;  
COLOR 2- TO BE SELECTED BY ARCHITECT;  
SEE SPECIFICATION 09 67 16
- PC POLISHED CONCRETE:  
REFER TO SPECIFICATION SECTION 03 34 50
- SC SEALED CONCRETE:  
ALL EXPOSED SURFACES;  
PROVIDE (2) COATS OF KURE-N-SEAL
- R1 RUBBER STAIR TREADS AND RISERS:  
2" WIDE COLOR CONTRAST STRIP  
COLOR TO BE SELECTED BY ARCHITECT  
INTERMEDIATE LANDING (WHERE APPLICABLE):  
RUBBER TILE;  
SEE SPECIFICATION SECTION 09 65 13 23  
COLOR: TO BE SELECTED BY ARCHITECT
- RT RUBBER TILE:  
SEE SPECIFICATION SECTION 09 65 13 23  
COLOR: TO BE SELECTED BY ARCHITECT
- TZ TERAZZO VITRIFICATION:  
VITRIFY ALL FLOOR AND BASE SURFACES;  
SEE SPECIFICATION SECTION 09 03 66
- EF EXISTING FLOORING:  
NO FINISH WORK UNLESS OTHERWISE NOTED

#### Base

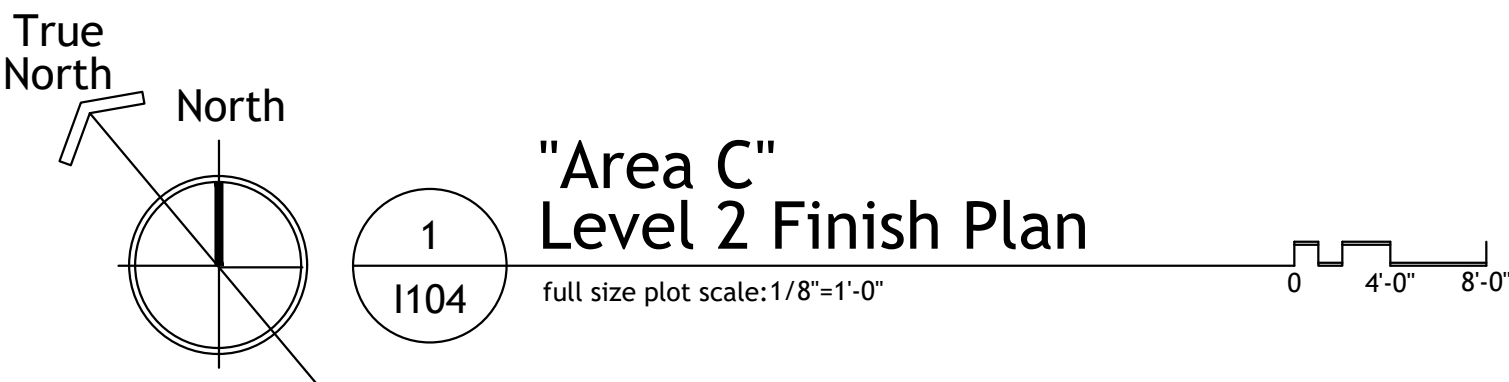
- B1 RUBBER COVE BASE:  
4-1/2" HIGH  
COLOR- BLACK
- B2 RUBBER COVE BASE:  
4" HIGH  
COLOR- TO MATCH EXISTING
- B3 RUBBER COVE BASE:  
4" HIGH  
COLOR- BLACK
- B4 RUBBER STAIR STRINGERS:  
HEIGHT- MATCH EXISTING  
COLOR- TO BE SELECTED BY DESIGNER
- EB EXISTING WALL BASE:  
NO FINISH WORK REQUIRED

#### Walls

- PA1 PAINT:  
SKIM COAT ALL SURFACES TO LEVEL 5 FINISH;  
FINISH PAINT ALL EXPOSED SURFACES;  
"SHERWIN WILLIAMS"  
COLOR- TO BE SELECTED BY DESIGNER

#### Specialties

- NOT USED
- TRANSITION STRIP:  
PROVIDE TRANSITION/ REDUCER STRIPS;  
COLOR TO BE SELECTED BY ARCHITECT

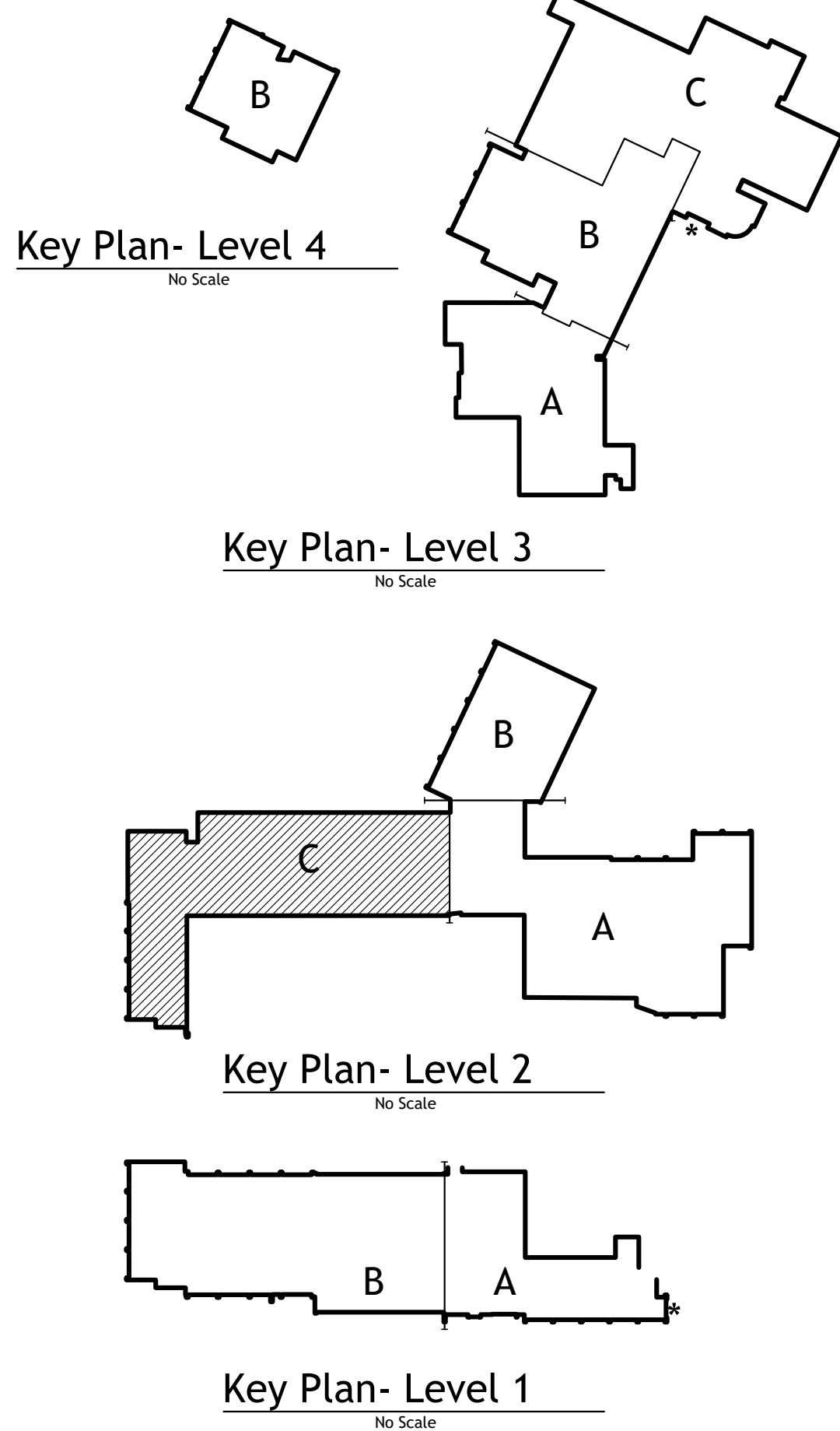


### "Area C" Level 2 Finish Plan

full size plot scale: 1/8"=1'-0"

#### General Finish Notes

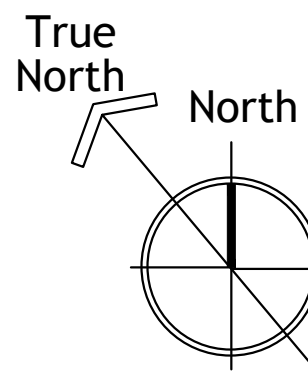
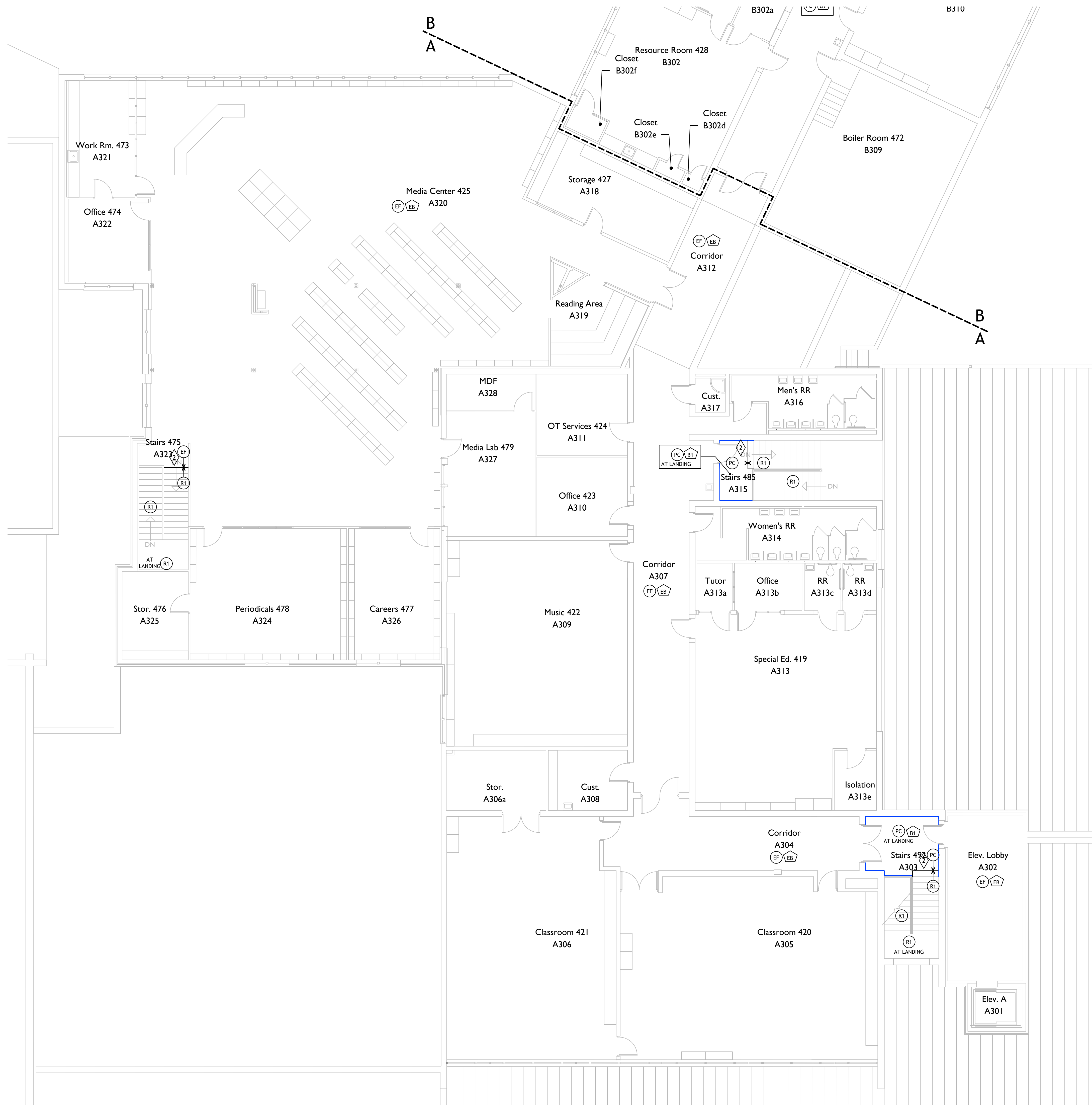
- CONTRACTOR IS RESPONSIBLE TO PROVIDE A SMOOTH AND LEVEL TRANSITION BETWEEN DIFFERING FLOOR FINISHES.
- CONTRACTOR TO PROVIDE TRANSITION STRIP BETWEEN ALL DISSIMILAR FLOORING MATERIALS.  
SEE SPECIFICATIONS FOR FLOORING TRANSITION STRIPS.
- ALL NOTATIONS ARE INTENDED TO INDICATE FINISHES FOR ENTIRE AREA OF ITEM AND ALL EXPOSED SURFACES.  
INCLUDING WALL-TO-WALL, FLOOR-TO-CEILING, ENTIRE LENGTH OF SURFACE, ALL SIDES, ALL EDGES, AND ALL ASSOCIATED COMPONENTS, UNLESS OTHERWISE NOTED.
- PROVIDE WALL BASE IN TOE/KICK OF ALL EXISTING CASEWORK.
- MODIFY EXISTING HARDWARE (BOTTOM STRIKE PLATES AND VERTICAL RODS) ON FIRE DOORS WHERE NEW FLOOR FINISHES ARE SCHEDULED.
- INSTALLATION OF RUBBER BASE AT BULLNOSE BLOCK:  
A. APPLIES TO ALL RUBBER BASE PRODUCTS DESIGNED FOR SQUARE CORNERS, BUT NOT BULLNOSE TYPE.  
B. TRADITIONAL WALL BASE PROFILES SHOULD BE ABLE TO WRAP THE RADIUS OF THE WALL SURFACE WITH NO ISSUES, BUT IF ISSUES EXIST, ADHESION IS A PROBLEM, A SHORT RETURN EXISTS, OR PROFILES ARE NON-STANDARD, THEN THE USE OF A HEAT GUN AND PIPE SHALL BE REQUIRED.  
C. THE MATERIAL SHALL BE DRAPED OVER THE PIPE THAT MATCHES THE RADIUS OF THE WALL, THEN APPLY HEAT TO THE SURFACE UNTIL THE MATERIAL SOFTENS.  
D. NEXT THE BASE SHALL BE PLACED INTO A CONTAINER OF COLD WATER TO CHANGE THE MEMORY AND PROFILE.  
E. THEN THE PIECES SHALL BE CUT TO THE PROPER AND FULL LENGTH OF THE AREA AND RETURN.  
F. APPLY CONTACT ADHESIVE, TYPE AS PER THE MANUFACTURERS RECOMMENDATIONS, FOR SHORT RETURNS.





### General Finish Notes

- CONTRACTOR IS RESPONSIBLE TO PROVIDE A SMOOTH AND LEVEL TRANSITION BETWEEN DIFFERING FLOOR FINISHES.
- CONTRACTOR TO PROVIDE TRANSITION STRIP BETWEEN ALL DISSIMILAR FLOORING MATERIALS.  
SEE SPECIFICATIONS FOR FLOORING TRANSITION STRIPS.
- ALL NOTATIONS ARE INTENDED TO INDICATE FINISHES FOR ENTIRE AREA OF ITEM AND ALL EXPOSED SURFACES.  
INCLUDING WALL TO WALL, FLOOR TO CEILING, ENTIRE LENGTH OF SURFACE, ALL SIDES, ALL EDGES, AND ALL ASSOCIATED COMPONENTS, UNLESS OTHERWISE NOTED.
- PROVIDE WALL BASE IN TOEICK OF ALL EXISTING CASEWORK.
- MODIFY EXISTING HARDWARE (BOTTOM STRIKE PLATES AND VERTICAL RODS) ON FIRE DOORS WHERE NEW FLOOR FINISHES ARE SCHEDULED.
- INSTALLATION OF RUBBER BASE AT BULLNOSE BLOCK:  
A. APPLIES TO ALL RUBBER BASE PRODUCTS DESIGNED FOR SQUARE CORNERS, BUT NOT BULLNOSE TYPE.  
B. TRADITIONAL WALL BASE PROFILES SHOULD BE ABLE TO WRAP THE RADIUS OF THE WALL SURFACE WITH NO ISSUES, BUT IF ISSUES EXIST, ADHESION IS A PROBLEM, A SHORT RETURN EXISTS, OR PROFILES ARE NON-STANDARD, THEN THE USE OF A HEAT GUN AND PIPE SHALL BE REQUIRED.  
C. THE MATERIAL SHALL BE DRAPED OVER THE PIPE THAT MATCHES THE RADIUS OF THE WALL, THEN APPLY HEAT TO THE SURFACE UNTIL THE MATERIAL SOFTENS.  
D. NEXT THE BASE SHALL BE PLACED INTO A CONTAINER OF COLD WATER TO CHANGE THE MEMORY AND PROFILE.  
E. THEN THE PIECES SHALL BE CUT TO THE PROPER AND FULL LENGTH OF THE AREA AND RETURN.  
F. APPLY CONTACT ADHESIVE, TYPE AS PER THE MANUFACTURERS RECOMMENDATIONS, FOR SHORT RETURNS.



1  
1105

### "Area A" Level 3 Finish Plan

full size plot scale: 1/8"=1'-0"

0 4'-0" 8'-0"

### FINISH SCHEDULE

#### Flooring

- (C1)** MODULAR CARPET TILE:  
"INTERFACE" MATERIAL ALLOWANCE: 528 SQ. YD.  
ALLOWANCE DOES NOT INCLUDE FREIGHT OR INSTALLATION  
PRODUCT MUST BE QUICKSHIP
- (C2)** MODULAR WALK-OFF CARPET:  
MATERIAL ALLOWANCE: 548 SQ. YD.  
ALLOWANCE DOES NOT INCLUDE FREIGHT OR INSTALLATION  
PRODUCT MUST BE QUICKSHIP
- (C3)** MODULAR CARPET TILE:  
"INTERFACE" SS217;  
SIZE: 25CM X 1M  
COLOR: ALLEY 105010
- (EP)** DECORATIVE EPOXY FLAKE FLOOR COATING:  
"SHERWIN WILLIAMS" RESULOR DECO FLAKE BC;  
COLOR 1- TO BE SELECTED BY ARCHITECT;  
COLOR 2- TO BE SELECTED BY ARCHITECT;  
SEE SPECIFICATION 09 67 16
- (PC)** POLISHED CONCRETE:  
REFER TO SPECIFICATION SECTION 03 34 50
- (SC)** SEALED CONCRETE:  
ALL EXPOSED SURFACES;  
PROVIDE (2) COATS OF KURE-N-SEAL
- (R1)** RUBBER STAIR TREADS AND RISERS:  
2" WIDE COLOR CONTRAST STRIP  
COLOR TO BE SELECTED BY ARCHITECT  
INTERMEDIATE LANDING (WHERE APPLICABLE):  
RUBBER TILE;  
SEE SPECIFICATION SECTION 09 65 13.23  
COLOR: TO BE SELECTED BY ARCHITECT
- (RT)** RUBBER TILE:  
SEE SPECIFICATION SECTION 09 65 13.23  
COLOR: TO BE SELECTED BY ARCHITECT
- (T1)** TERRAZZO VITRIFICATION:  
VITRIFY ALL FLOOR AND BASE SURFACES;  
SEE SPECIFICATION SECTION 09 03 66
- (EF)** EXISTING FLOORING:  
NO FINISH WORK UNLESS OTHERWISE NOTED

#### Base

- (B1)** RUBBER COVE BASE:  
4-1/2" HIGH  
COLOR- BLACK
- (B2)** RUBBER COVE BASE:  
4" HIGH  
COLOR- TO MATCH EXISTING
- (B3)** RUBBER COVE BASE:  
4" HIGH  
COLOR- BLACK
- (B4)** RUBBER STAIR STRINGERS:  
HEIGHT- MATCH EXISTING  
COLOR- TO BE SELECTED BY DESIGNER
- (B5)** EXISTING WALL BASE:  
NO FINISH WORK REQUIRED

#### Walls

- (P1)** PAINT:  
SKIM COAT ALL SURFACES TO LEVEL 5 FINISH;  
FINISH PAINT ALL EXPOSED SURFACES;  
"SHERWIN WILLIAMS"  
COLOR- TO BE SELECTED BY DESIGNER

#### Specialties

- (N1)** NOT USED
- (TS)** TRANSITION STRIP:  
PROVIDE TRANSITION/ REDUCER STRIPS;  
COLOR TO BE SELECTED BY ARCHITECT

Key Plan- Level 4  
No Scale

Key Plan- Level 3  
No Scale

Key Plan- Level 2  
No Scale

Key Plan- Level 1  
No Scale

NOTE: THIS DRAWING IS INTENDED TO BE PLOTTED IN COLOR. IF THIS NOTE DOES NOT APPEAR IN COLOR, IT IS PLOTTED INCORRECTLY. DISCARD AND OBTAIN AN ACCURATE DRAWING

#### Notice

The Architect/Engineer does not define the scope of individual trades, subcontractors, material suppliers, or vendors. Any sheet numbering system used which identifies disciplines is solely for the Architect/Engineer's convenience, and is not intended to define a subcontractor's scope of work. Information regarding individual trades, subcontractors, material suppliers, and vendors may be detailed, described and indicated at different locations throughout these documents. No consideration will be given to requests for change orders for failure to obtain and review the complete set of drawings and specifications when preparing bids, prices, and quotations.

© Tower Pinkster Titus Associates, Inc.  
ALL RIGHTS RESERVED

Not responsible for the accuracy of the information and data used in the preparation of this drawing. The Architect/Engineer does not warrant, represent, or guarantee the accuracy of the information and data used in the preparation of this drawing. The Architect/Engineer does not warrant, represent, or guarantee the accuracy of the information and data used in the preparation of this drawing. The Architect/Engineer does not warrant, represent, or guarantee the accuracy of the information and data used in the preparation of this drawing.

**TowerPinkster**  
ARCHITECTURE • ENGINEERING • INTERIORS  
242 East Kalamazoo Avenue, Suite 100  
Bordentown, NJ 07825  
202.342.8558 FAX  
202.342.8558 PHONE  
TOWERPINKSTER.COM  
© 2023. ALL RIGHTS RESERVED



ISSUED FOR	DATE
Bidding Only	Issue Date
>>	2-22-2023
Revisions	
1	
2	
3	
4	
5	
6	
7	
8	

PROJECT TITLE  
**BORDEN ELEMENTARY &  
JR./SR. HIGH SCHOOL**  
2023 BORDEN FLOORING  
REPLACEMENT PHASE 2

OWNER  
**BORDEN - HENRYVILLE  
SCHOOL CORPORATION**  
303 WEST ST.  
BORDEN, INDIANA 47106

Drawn	SK/NH
Checked By	HK

DATE  
2/22/2023

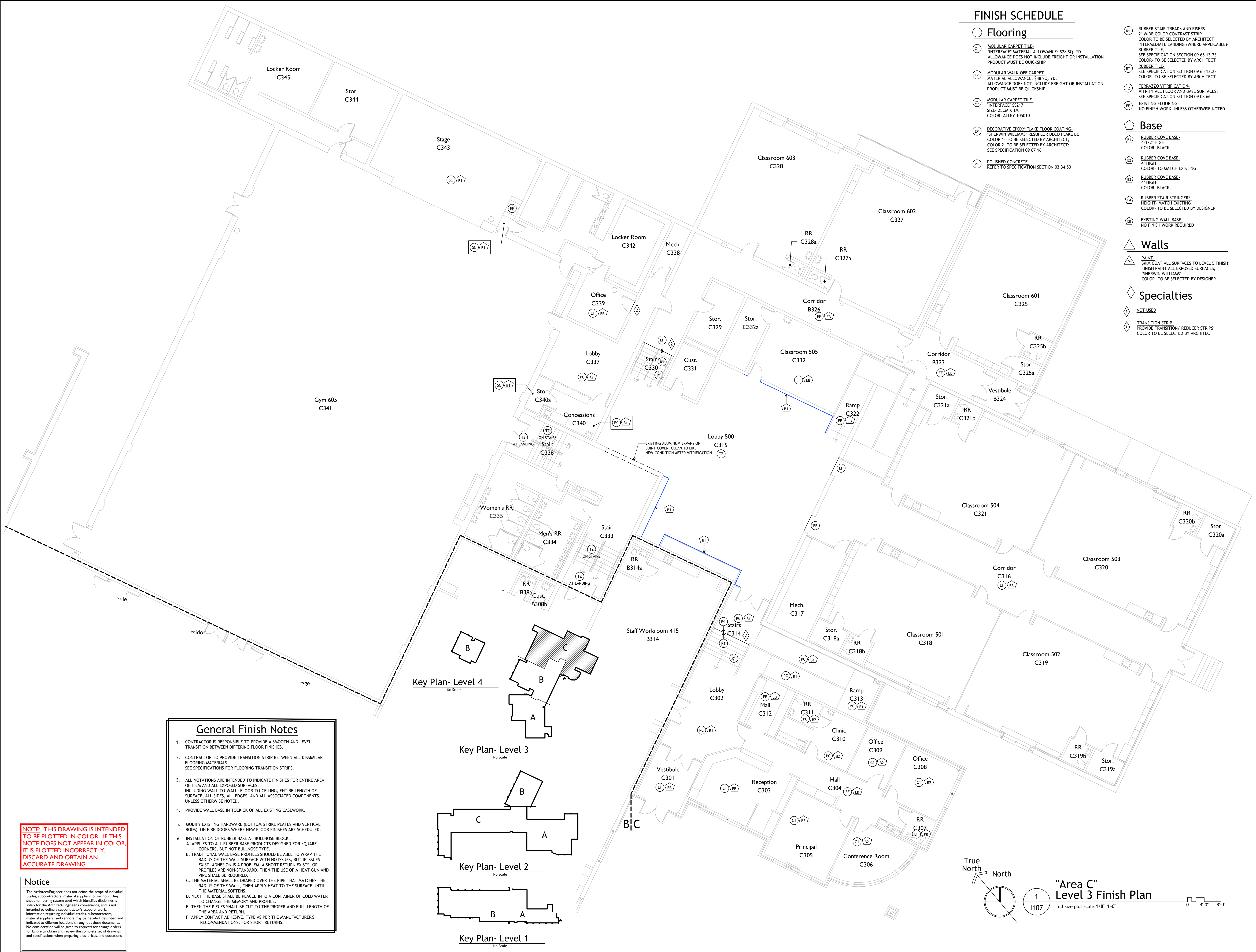
SHEET NUMBER  
**I-105**  
21-47.007

SHEET TITLE  
**AREA "A"  
LEVEL 3 FINISH PLAN**









FINISH SCHEDULE

Flooring

- (C1) MODULAR CARPET TILE.  
"INTERFACE" MATERIAL ALLOWANCE: \$28 SQ. YD.  
ALLOWANCE DOES NOT INCLUDE FREIGHT OR INSTALLATION  
PRODUCT MUST BE QUICKSHIP
- (C2) MODULAR WALK-OFF CARPET.  
MATERIAL ALLOWANCE: \$48 SQ. YD.  
ALLOWANCE DOES NOT INCLUDE FREIGHT OR INSTALLATION  
PRODUCT MUST BE QUICKSHIP
- (C3) MODULAR CARPET TILE.  
"INTERFACE" \$5217;  
SIZE: 25CM X 1M  
COLOR: ALLEY 105010
- (EP) DECORATIVE EPOXY FLAKE FLOOR COATING:  
"SHERWIN WILLIAMS" RESUFLOOR DECO FLAKE BC;  
COLOR 1- TO BE SELECTED BY ARCHITECT;  
COLOR 2- TO BE SELECTED BY ARCHITECT;  
SEE SPECIFICATION 09 67 16
- (PC) POLISHED CONCRETE.  
REFER TO SPECIFICATION SECTION 03 34 50

- (R1) RUBBER STAIR TREADS AND RISERS.  
2" WIDE COLOR CONTRAST STRIP  
COLOR TO BE SELECTED BY ARCHITECT  
INTERMEDIATE LANDING (WHERE APPLICABLE):  
RUBBER TILE:  
SEE SPECIFICATION SECTION 09 65 13.23  
COLOR: TO BE SELECTED BY ARCHITECT  
RUBBER TILE:  
SEE SPECIFICATION SECTION 09 65 13.23  
COLOR: TO BE SELECTED BY ARCHITECT
- (R2) TERRAZZO VITRIFICATION.  
VITRIFY ALL FLOOR AND BASE SURFACES;  
SEE SPECIFICATION SECTION 09 03 66
- (EF) EXISTING FLOORING:  
NO FINISH WORK UNLESS OTHERWISE NOTED

Base

- (B1) RUBBER COVE BASE.  
4 1/2" HIGH  
COLOR: BLACK
- (B2) RUBBER COVE BASE.  
4" HIGH  
COLOR: TO MATCH EXISTING
- (B3) RUBBER COVE BASE.  
4" HIGH  
COLOR: BLACK
- (B4) RUBBER STAIR STRINGERS:  
HEIGHT-MATCH EXISTING  
COLOR: TO BE SELECTED BY DESIGNER
- (EB) EXISTING WALL BASE.  
NO FINISH WORK REQUIRED

Walls

- (P1) PAINT:  
SKIM COAT ALL SURFACES TO LEVEL 5 FINISH;  
FINISH PAINT ALL EXPOSED SURFACES;  
"SHERWIN WILLIAMS"  
COLOR: TO BE SELECTED BY DESIGNER

Specialties

- (NOT USED)
- TRANSITION STRIP:  
PROVIDE TRANSITION/ REDUCER STRIPS;  
COLOR TO BE SELECTED BY ARCHITECT

General Finish Notes

- CONTRACTOR IS RESPONSIBLE TO PROVIDE A SMOOTH AND LEVEL TRANSITION BETWEEN DIFFERING FLOOR FINISHES.
- CONTRACTOR TO PROVIDE TRANSITION STRIP BETWEEN ALL DISSIMILAR FLOORING MATERIALS.  
SEE SPECIFICATIONS FOR FLOORING TRANSITION STRIPS.
- ALL NOTATIONS ARE INTENDED TO INDICATE FINISHES FOR ENTIRE AREA OF ITEM AND ALL EXPOSED SURFACES,  
INCLUDING WALL-TO-WALL, FLOOR-TO-CEILING, ENTIRE LENGTH OF SURFACE, ALL SIDES, ALL EDGES, AND ALL ASSOCIATED COMPONENTS, UNLESS OTHERWISE NOTED.
- PROVIDE WALL BASE IN TOEKICK OF ALL EXISTING CASEWORK.
- MODIFY EXISTING HARDWARE (BOTTOM STRIKE PLATES AND VERTICAL RODS) ON FIRE DOORS WHERE NEW FLOOR FINISHES ARE SCHEDULED.
- INSTALLATION OF RUBBER BASE AT BULLNOSE BLOCK:  
A. APPLIES TO ALL RUBBER BASE PRODUCTS DESIGNED FOR SQUARE CORNERS, BUT NOT BULLNOSE TYPE.  
B. TRADITIONAL WALL BASE PROFILES SHOULD BE ABLE TO WRAP THE RADIUS OF THE WALL SURFACE WITH NO ISSUES, BUT IF ISSUES EXIST, ADHESION IS A PROBLEM, A SHORT RETURN EXISTS, OR PROFILES ARE NON-STANDARD, THEN THE USE OF A HEAT GUN AND PIPE SHALL BE REQUIRED.  
C. THE MATERIAL SHALL BE DRAPED OVER THE PIPE THAT MATCHES THE RADIUS OF THE WALL, THEN APPLY HEAT TO THE SURFACE UNTIL THE MATERIAL SOFTENS.  
D. NEXT THE BASE SHALL BE PLACED INTO A CONTAINER OF COLD WATER TO CHANGE THE MEMORY AND PROFILE.  
E. THEN THE PIECES SHALL BE CUT TO THE PROPER AND FULL LENGTH OF THE AREA AND RETURN.  
F. APPLY CONTACT ADHESIVE, TYPE AS PER THE MANUFACTURER'S RECOMMENDATIONS, FOR SHORT RETURNS.

NOTE: THIS DRAWING IS INTENDED TO BE PLOTTED IN COLOR. IF THIS NOTE DOES NOT APPEAR IN COLOR, IT IS PLOTTED INCORRECTLY. DISCARD AND OBTAIN AN ACCURATE DRAWING

Notice

The Architect/Engineer does not define the scope of individual trades, subcontractors, material suppliers, or vendors. Any sheet numbering system used which identifies disciplines is solely for the Architect/Engineer's convenience, and is not intended to define a subcontractor's scope of work. Information regarding individual trades, subcontractors, material suppliers, and vendors may be detailed, described and indicated at different locations throughout these documents. No consideration will be given to requests for change orders for failure to obtain and review the complete set of drawings and specifications when preparing bids, prices, and quotations.

TowerPinkster  
ARCHITECTURE • INTERIORS  
242 East Kalamazoo Avenue, Suite 100  
Bloomington, IN 47404  
317.282.0658 FAX  
317.282.0658 PHONE  
© 2023. ALL RIGHTS RESERVED

ISSUED FOR  
Bidding Only  
>>>

DATE  
Issue Date  
2-22-2023

Revisions  
1  
2  
3  
4  
5  
6  
7  
8

PROJECT TITLE  
BORDEN ELEMENTARY & JR./SR. HIGH SCHOOL  
2023 BORDEN FLOORING REPLACEMENT PHASE 2

OWNER  
BORDEN - HENRYVILLE SCHOOL CORPORATION  
303 WEST ST.  
BORDEN, INDIANA 47106

SHEET TITLE  
AREA "C" FINISH PLAN  
LEVEL 3 FINISH PLAN  
DATE  
2/22/2023  
SHEET NUMBER  
I-107  
21-47.007



NOTE: THIS DRAWING IS INTENDED TO BE PLOTTED IN COLOR. IF THIS NOTE DOES NOT APPEAR IN COLOR, IT IS PLOTTED INCORRECTLY. DISCARD AND OBTAIN AN ACCURATE DRAWING

Notice

The Architect/Engineer does not define the scope of individual trades, subcontractors, material suppliers, or vendors. Any sheet numbering system used which identifies disciplines is solely for the Architect/Engineer's convenience, and is not intended to define a subcontractor's scope of work. Information regarding individual trades, subcontractors, material suppliers, and vendors may be detailed, described and indicated at different locations throughout these documents. No consideration will be given to requests for change orders for failure to obtain and review the complete set of drawings and specifications when preparing bids, prices, and quotations.



## General Finish Notes

- CONTRACTOR IS RESPONSIBLE TO PROVIDE A SMOOTH AND LEVEL TRANSITION BETWEEN DIFFERING FLOOR FINISHES.
- CONTRACTOR TO PROVIDE TRANSITION STRIP BETWEEN ALL DISSIMILAR FLOORING MATERIALS. SEE SPECIFICATIONS FOR FLOORING TRANSITION STRIPS.
- ALL NOTATIONS ARE INTENDED TO INDICATE FINISHES FOR ENTIRE AREA OF ITEM AND ALL EXPOSED SURFACES. INCLUDING WALL-TO-WALL, FLOOR-TO-CEILING, ENTIRE LENGTH OF SURFACE, ALL SIDES, ALL EDGES, AND ALL ASSOCIATED COMPONENTS, UNLESS OTHERWISE NOTED.
- PROVIDE WALL BASE IN TOEKICK OF ALL EXISTING CASEWORK.
- MODIFY EXISTING HARDWARE (BOTTOM STRIKE PLATES AND VERTICAL RODS) ON FIRE DOORS WHERE NEW FLOOR FINISHES ARE SCHEDULED.
- INSTALLATION OF RUBBER BASE AT BULLNOSE BLOCK:
  - APPLIES TO ALL RUBBER BASE PRODUCTS DESIGNED FOR SQUARE CORNERS, BUT NOT BULLNOSE TYPE.
  - TRADITIONAL WALL BASE PROFILES SHOULD BE ABLE TO WRAP THE RADIUS OF THE WALL SURFACE WITH NO ISSUES, BUT IF ISSUES EXIST, ADHESION IS A PROBLEM, A SHORT RETURN EXISTS, OR PROFILES ARE NON-STANDARD, THEN THE USE OF A HEAT GUN AND PIPE SHALL BE REQUIRED.
  - THE MATERIAL SHALL BE DRAPED OVER THE PIPE THAT MATCHES THE RADIUS OF THE WALL, THEN APPLY HEAT TO THE SURFACE UNTIL THE MATERIAL SOFTENS.
  - NEXT THE BASE SHALL BE PLACED INTO A CONTAINER OF COLD WATER TO CHANGE THE MEMORY AND PROFILE.
  - THEN THE PIECES SHALL BE CUT TO THE PROPER AND FULL LENGTH OF THE AREA AND RETURN.
  - APPLY CONTACT ADHESIVE, TYPE AS PER THE MANUFACTURER'S RECOMMENDATIONS, FOR SHORT RETURNS.

## FINISH SCHEDULE

### Flooring

- C1** MODULAR CARPET TILE:  
INTERFACE: MATERIAL ALLOWANCE: 528 SQ. YD.  
ALLOWANCE DOES NOT INCLUDE FREIGHT OR INSTALLATION  
PRODUCT MUST BE QUICKSHIP
- C2** MODULAR WALK-OFF CARPET:  
MATERIAL ALLOWANCE: 548 SQ. YD.  
ALLOWANCE DOES NOT INCLUDE FREIGHT OR INSTALLATION  
PRODUCT MUST BE QUICKSHIP
- C3** MODULAR CARPET TILE:  
INTERFACE: 55217;  
SIZE: 25CM X 1M  
COLOR: ALLEY 105010
- EP** DECORATIVE EPOXY FLAKE FLOOR COATING:  
SHERWIN WILLIAMS RESIFLOOR DECO FLAKE BC;  
COLOR 1- TO BE SELECTED BY ARCHITECT;  
COLOR 2- TO BE SELECTED BY ARCHITECT;  
SEE SPECIFICATION 09 67 16
- PC** POLISHED CONCRETE:  
REFER TO SPECIFICATION SECTION 03 34 50
- SC** SEALED CONCRETE:  
ALL EXPOSED SURFACES;  
PROVIDE (2) COATS OF KURE-N-SEAL
- R1** RUBBER STAIR TREADS AND RISERS:  
2" WIDE COLOR CONTRAST STRIP  
COLOR TO BE SELECTED BY ARCHITECT  
INTERMEDIATE LANDING (WHERE APPLICABLE):  
RUBBER TILE;  
SEE SPECIFICATION SECTION 09 65 13.23  
COLOR- TO BE SELECTED BY ARCHITECT
- RT** RUBBER TILE:  
SEE SPECIFICATION SECTION 09 65 13.23  
COLOR- TO BE SELECTED BY ARCHITECT
- TZ** TERRAZZO VITRIFICATION:  
VITRIFY ALL FLOOR AND BASE SURFACES;  
SEE SPECIFICATION SECTION 09 03 66
- EF** EXISTING FLOORING:  
NO FINISH WORK UNLESS OTHERWISE NOTED

### Base

- B1** RUBBER COVE BASE:  
4-1/2" HIGH  
COLOR- BLACK
- B2** RUBBER COVE BASE:  
4" HIGH  
COLOR- TO MATCH EXISTING
- B3** RUBBER COVE BASE:  
4" HIGH  
COLOR- BLACK
- B4** RUBBER STAIR STRINGERS:  
HEIGHT- MATCH EXISTING  
COLOR- TO BE SELECTED BY DESIGNER
- EB** EXISTING WALL BASE:  
NO FINISH WORK REQUIRED

### Walls

- P1** PAINT:  
SKIN COAT ALL SURFACES TO LEVEL 5 FINISH;  
FINISH PAINT ALL EXPOSED SURFACES;  
SHERWIN WILLIAMS"  
COLOR- TO BE SELECTED BY DESIGNER

### Specialties

- NT** NOT USED
- TS** TRANSITION STRIP:  
PROVIDE TRANSITION/ REDUCER STRIPS;  
COLOR TO BE SELECTED BY ARCHITECT

Key Plan- Level 4  
No Scale

Key Plan- Level 3  
No Scale

Key Plan- Level 2  
No Scale

Key Plan- Level 1  
No Scale

Tower Pinkster Titus Associates, Inc.  
ALL RIGHTS RESERVED

Information is provided by the Architect/Engineer for the use of the contractor and is not to be used for any other purpose without the written consent of Tower Pinkster Titus Associates, Inc. The Architect/Engineer is not responsible for the accuracy or completeness of the information provided.

**TowerPinkster**  
ARCHITECTURE • ENGINEERING • INTERIORS  
630 Walnut St., Suite 100  
Borden, Indiana 47106  
202.342.6558 Fax  
202.342.6558 Phone  
TOWERPINKSTER.COM  
© 2023. ALL RIGHTS RESERVED



ISSUED FOR DATE

Bidding Only Issue Date  
>> 2-22-2023

Revisions  
1  
2  
3  
4  
5  
6  
7  
8

PROJECT TITLE  
**BORDEN ELEMENTARY & JR./SR. HIGH SCHOOL**  
2023 BORDEN FLOORING  
REPLACEMENT PHASE 2

OWNER  
**BORDEN - HENRYVILLE  
SCHOOL CORPORATION**  
303 WEST ST.  
BORDEN, INDIANA 47106

Drawn SK/NH  
Checked By HK

DATE  
2/22/2023

SHEET NUMBER  
**I-108**  
21-47.007

SHEET TITLE  
**"AREA B"  
LEVEL 4 FINISH PLAN**